



SUPPLEMENTAL/BID BULLETIN NO. 1

21 November 2018

PB 2018-05

**AMENDMENTS TO THE BIDDING DOCUMENTS OF THE
PUBLIC BIDDING FOR THE SUPPLY AND DELIVERY OF MODULAR
PARTITIONS FOR THE OFFICE OF THE DEPUTY OMBUDSMAN FOR THE
MILITARY AND OTHER LAW ENFORCEMENT OFFICES (OMB-MOLEO)**

As discussed during the Pre-Bid Conference held on 15 November 2018, the Bids and Awards Committee hereby issues amendments and clarifications to the previously issued Bidding Documents. All prospective bidders are hereby advised that the following portions of the Invitation to Bid and Technical Specifications of the issued Bidding Documents for this procurement project, and the related provisions in the Bidding Documents are hereby amended as follows:

DELIVERY PERIOD

60 calendar days after receipt of the Notice to Proceed

INVITATION TO BID

2. The OMB-MOLEO now invite bids for the **Public Bidding for the Supply & Delivery of Modular Partitions for the Office of the Deputy Ombudsman for the Military and Other Law Enforcement offices (OMB-MOLEO)**, categorized as follows.

OBJECT OF BIDDING			
Lot No.	Particulars	Approved Budget for the Contract (ABC)	Bidding Fees (Non-Refundable)
Lot 1	Work Station (Finance and Administrative Bureau)	P 2,951,253.90	P 5,000.00
Lot 2	Work Station (Case Records, Evaluation, Monitoring and Enforcement Bureau)	P 1,995,000.00	P 5,000.00

Delivery of goods and services is required within **sixty (60) calendar days after receipt of the Notice to Proceed**. Bidders should have completed, within five (5) years from the date of submission and receipt of bids, a contract similar to the Project, equivalent to at least fifty percent (50%) of the ABC. The description of an eligible bidder is contained in the Bidding Documents, particularly, in Section II, Instruction to Bidders.

3. Bidding will be conducted through open competitive bidding procedures using a non-discretionary "pass/fail" criterion as specified in the Revised Implementing Rules and Regulations (IRR) of Republic Act (RA) 9184, otherwise known as the "Government Procurement Reform Act".

Bidding is restricted to Filipino citizens/sole proprietorships, partnerships, or organizations with at least sixty percent (60%) interest or outstanding capital stock belonging to citizens of the Philippines, and to citizens or organizations of a country the laws or regulations of which grant similar rights or privileges to Filipino citizens, pursuant to RA 5183 and subject to Commonwealth Act 138. Interested bidders should be enrolled in the Electronic Filing and Payment System (eFPS) program of the Bureau of Internal Revenue (BIR), pursuant to Executive Order No. 398, RR 3-2005, and must be registered under the Philippine Government Electronic Procurement System (PhilGEPS).

4. Interested bidders may obtain further information from the Office of the Deputy Ombudsman for the Military and Other Law Enforcement Offices (OMB-MOLEO) and inspect the Bidding Documents at the address given below from Monday to Friday, 8:00 a.m. to 5:00 p.m.

A complete set of Bidding Documents may be purchased by interested Bidders starting **06 November 2018**, from the address below and upon payment of the afore-cited non-refundable fees for the Bidding Documents. **Payment of the non-refundable fees shall be on a per lot basis with the bidder paying the fees for each lot that they will be submitting their respective bids.**

It may also be downloaded free of charge from the website of the Philippine Government Electronic Procurement System (PhilGEPS) provided that Bidders shall pay the non-refundable fees for the Bidding Documents not later than the submission of their bids.

- The Office of the Ombudsman will hold a **Pre-Bid Conference** on **15 November 2018, 2:00 p.m.** at the PACPB MOLEO Conference Room, Second Floor, Ombudsman Building, Agham Road, Diliman, Quezon City which shall be open to all interested parties.
- Bids must be delivered to the address below on or before **28 November 2018, 9:30 am**. All Bids must be accompanied by a bid security in any of the acceptable forms and in the amount stated in ITB Clause 18. Late bids shall not be accepted. **Bidders who are to bid on both lots may submit a single set of the Eligibility and Technical Components but shall submit separately the Financial Component per lot placed in separate sealed envelopes.**

Bid opening shall be on **28 November 2018, 9:30 am** at the PACPB MOLEO Conference Room, Second Floor, Ombudsman Building, Agham Road, Diliman, Quezon City. Bids will be opened in the presence of the Bidder's representatives who choose to attend at the address stated.

- Please refer to the table below for the cost of the bidding documents and summary of bidding activities:

COST OF BIDDING DOCUMENTS (Non-refundable fees)	Lot 1 - P 5,000.00 Lot 2 - P 5,000.00
INSPECTION/SELLING PERIOD BIDDING DOCUMENTS	November 6, 2018 to November 28, 2018 OMB-MOLEO BAC Secretariat's Office, 2nd Floor, Ombudsman Bldg.
PRE-BID CONFERENCE	November 15, 2018, 2:00 p.m. PACPB MOLEO Conference Room, 2nd Floor, Ombudsman Building, Agham Road, Quezon City
DEADLINE OF SUBMISSION OF BIDS (Late bids shall not be accepted)	On or before November 28, 2018, 9:30 a.m. OMB-MOLEO BAC Secretariat's Office, 2nd Floor, Ombudsman Bldg.
OPENING OF BIDS	November 28, 2018, 9:30 a.m. PACPB MOLEO Conference Room, 2nd Floor, Ombudsman Building, Agham Road, Quezon City

TECHNICAL SPECIFICATIONS

LOT 1 WORK STATION (FINANCE AND ADMINISTRATIVE BUREAU)	
DESCRIPTION	Qty
Low office workstation Full laminate Table Dimensions (including side cabinets) (mm): W1500xW1500xD600xH750 Partition Dimensions (mm): W1500xW1500xW1000xW600xH1200	20
Low office workstation Full laminate Table Dimensions (including side cabinets) (mm): W1600xW1500xD600xH750 Partition Dimensions (mm): W1600xW1500xW1500xW600xH1200	6
SUPPLIES STORAGE	
High office partition Full laminate Partition Dimensions (mm): W1817xH2000	1
High office partition Full laminate Partition Dimensions (mm): W4034xH2000	1
Door partition Laminate + tempered glass 10mm thick (± 2mm) With door jamb	1
PANTRY	

High office partition Full laminate Partition Dimensions (mm): W4010xH2000	1
High office partition Full laminate Partition Dimensions (mm): W4000xH2000	1
Door partition Laminate + tempered glass 10mm thick (± 2mm) With door jamb	1
FILING ROOM	
High office partition Laminate + tempered glass 10mm thick (± 2mm): (stripe frosted sticker) Partition Dimensions (mm): W2489xH2000	1
Door partition Laminate + tempered glass 10mm thick (± 2mm) With door jamb	1
CONFERENCE ROOM	
High office partition Laminate + tempered glass 10mm thick (± 2mm) Partition Dimensions (mm): W4441xH2000	1
High office partition Full laminate Partition Dimensions (mm): W4000xH2000	1
Door partition Laminate + tempered glass 10mm thick (± 2mm) With door jamb	1
SAO 2	
High office partition Laminate + tempered glass 10mm thick (± 2mm) Partition Dimensions (mm): W1405xH2000	1
High office partition Full laminate Partition Dimensions (mm): W4000xH2000	1
CAO 1	
High office partition Laminate + tempered glass 10mm thick (± 2mm) Partition Dimensions (mm): W1464xH2000	1
High office partition Full laminate Partition Dimensions (mm): W4000xH2000	1
CAO 2	
High office partition Laminate + tempered glass 10mm thick (± 2mm) Partition Dimensions (mm): W1464xH2000	1
High office partition Full laminate Partition Dimensions (mm): W4000xH2000	1
SAO 1	
High office partition Laminate + tempered glass 10mm thick (± 2mm) Partition Dimensions (mm): W1405xH2000	1
High office partition Full laminate Partition Dimensions (mm): W4000xH2000	1
CASH	
High office partition Laminate + sticker frosted tempered glass 10mm thick (± 2mm) Partition Dimensions (mm): W2400xH2000	1
High office partition Laminate + sticker frosted tempered glass 10mm thick (± 2mm) Partition Dimensions (mm): W2151xH2000	1

High office partition Laminate + sticker frosted tempered glass 10mm thick (± 2mm) Partition Dimensions (mm): W4000xH2000	1
Door partition Laminate + tempered glass 10mm thick (± 2mm) With door jamb	1
CONFERENCE TABLE Dimensions (mm): W3600Xd1200xH750	1
CONFERENCE CHAIRS Type: Midback Materials: Backrest – Mesh; Seatrest – Fabric Others: PVC Armrest, Chrome Starbase, w/ Gaslift, Caster wheel	12
JR. EXECUTIVE TABLE Dimensions (mm) Main Table: W1800XD900xH750 Side Table: W1200xD440xH690 With fixed pedestal	2
JR. EXECUTIVE TABLE Dimensions (mm) Main Table: W1500XD700xH750 Side Table: W900xD440xH690 With fixed pedestal	2
JR. EXECUTIVE CHAIR High Back Leatherette with padded arm rest With tilting mechanism With gas lift Chrome base Color: Black	10
VISITORS CHAIR Mid Back Sled Type With chrome arm rest Chrome base Leatherette Color: Black	4
CLERICAL CHAIR Type: Midback Materials: Backrest – Mesh; Seatrest – Fabric Others: PVC Armrest, Chrome Starbase, w/ Gaslift, Caster wheel	20
PANTRY TABLES AND CHAIRS Set of Pantry Table and 4 Chairs Table Top: MDF Legs: Steel Table Dimensions (mm): W1200xD800xH750 Chairs: Stackable with steel legs <u>Color: Black or grey</u>	3
PANTRY KITCHEN COUNTERTOP AND CABINET Countertop: Synthetic granite Other materials: Marine Plywood Countertop Dimensions (mm): W2000xD600xH700 Cabinet Dimensions (mm): W1200xD350xH700 With provision for kitchen sink <u>Others:</u> <u> Hanging Cabinets: concealed hinges, concealed door handles, 3-shelves</u> <u> Lower Cabinets: concealed hinges, concealed door handles, 2-shelves</u>	1
3-SEATER SOFA WITH 1 CENTER TABLE AND 2 SIDE TABLES Sofa Dimensions (mm): W2100xD750xH800 Cover: German leather Color: Black	2
FRAMELESS GLASS DOOR Double	2

FR



Dimensions per door (mm): H2100xW900 Thickness: 12mm sticker-frosted Tempered Glass Accessories: Stainless Steel Handle and installation accessories included	
INSTALLATION COST Included in the Computation	
OTHER CONDITIONS	
Workstations	<ul style="list-style-type: none"> Panel thickness: 45mm (± 2mm) With cable control desk grommet With aluminum trims, channel and raceways With CPU Rack With under-mount keyboard trays With Side Cabinet
Office Partitions	<ul style="list-style-type: none"> Panel thickness: 60mm (± 3mm) Wall fixer and/or floor stabilizer, if necessary
Frames	<ul style="list-style-type: none"> Extruded non-corrosive aluminum. Powder coated, black. Panel-base system. Frame to frame locking shall be by means of a secure locking mechanism with allowances for data and power reticulation.
Panels	<ul style="list-style-type: none"> Gypsum panes or other material of similar strength.
Connectors	<ul style="list-style-type: none"> Extruded non-corrosive powder coated aluminum sections providing re-usable attachment points for partitioning frames in two, three or four junction mode by means of a secure locking mechanism and allowances for data and power reticulation, if applicable.
Materials and Craftsmanship	<ul style="list-style-type: none"> All materials used shall be new and durable. All work for any installation shall be executed according to the latest professional and safety standards. The supplier shall be responsible for the delivery of all partitioning to the correct workstation. The end product shall comply with the highest levels of quality and safety in order to prevent any injury to the users of the product.
Warranty	<ul style="list-style-type: none"> All products are to be covered by a one year warranty against defective material or workmanship.
Color	<ul style="list-style-type: none"> White, Grey, and Black combination (FAB)
Others	<ul style="list-style-type: none"> Actual design and dimensions of cubicles, partitions, and furniture must be verified by the supplier and approved by the end-user before fabrication and final installation. Must include all necessary accessories, connectors, screws, adaptors, covers, trims, supports, grommets, edge banding, stabilizers, and brackets, as may be applicable. Must include all necessary materials, manpower, equipment and labor for the installation of the partitions and cubicles.
LOT 2 WORK STATION (CASE RECORDS, EVALUATION, MONITORING AND ENFORCEMENT BUREAU)	
DESCRIPTION	QTY
Case Records Division	
Low Office Workstation (A, B, C, D) Fabric Table Dimension: W140xD60xH75cm Side Table/Cabinet: W90xD45xH75cm <u>Cabinet Dimension: W90xD40xH33cm; 2 layers (upper: 2 open panels; lower: open layer)</u> Partition Dimension: G4.5cm x H120cm	4 pcs.
Low Office Workstation (E) Fabric Table Dimension: W140xD60xH75cm Side Table: W90xD45xH75cm Partition Dimension: G4.5cm x H120cm	3 pcs.
Low Office Workstation – Receiving Window (F) Cluster of 2 Fabric Table Dimensions (cm): W113 x D50 x H75	1 pc.






Partition Dimensions (cm): G4.5 x H120cm	
Low Office Workstation – Receiving Window (G) Cluster of 2 Fabric Table Dimension: <u>W135xD60xH75cm</u> Side Table: <u>W90xD40xH75cm</u> Partition Dimension: G4.5cm x H120cm	1 pc.
Low Office Workstation Cluster of 8 with Scanner Workstation (J) Fabric Table Dimension: 118x60x75cm Side Table: 90x40x75cm Scanner Workstation: Table Dimension: W118xD40xH75cm Side Table: W110xD55xH75cm Partition Dimension: G4.5cm x H120cm	2 pcs. 1 pc.
Low Office Workstation (Receiving – Internal Transactions) (K) Fabric Counter Table: W120xD45xH120cm Table Dimension: W120xD60xH75cm <u>Side Table/Cabinet with Drawers: W90xD45xH75cm</u> <u>Cabinet Dimension: W90xD40xH33cm; 2 layers (upper: 2 open panels; lower: open layer)</u> Partition Dimension: G4.5cm x H120cm	1 pc.
High Office Workstation (Records Officers and SAO) (L) Fabric Table Dimension: W155xD60xH75cm <u>Side Table/Cabinet with drawers: W90xD45xH75cm</u> <u>Cabinet Dimension: W90xD40xH33cm; 2 layers (upper: 2 open panels; lower: open layer)</u> Drawer Dimension: W40xD45H75cm (2 small drawers, 1 big drawer) Partition Dimension: G4.5cm x H150cm	3 pcs.
High Office Cubicles / Workstations (GIPO Evaluators) (H) Fabric Table Dimension: W180xD70xH75cm <u>With Side Table/Cabinet with drawers: W100xD45x75cm</u> <u>Cabinet Dimension: W100xD45xH33cm; 2 layers (upper: 2 panels with sliding glass doors; lower: open layer)</u> Drawer Dimension: W82x45x75cm (left: sliding door panel with 2 open layers; right: 2 small drawers, 1 big drawer) Partition Dimension: G4.5cm x H150cm	3 pcs.
Low Office Workstation (Reception Type Receiving – Evaluation Division) (I) Fabric Counter Table: W150xD40xH120cm Table Dimension: W150xD60xH75cm Side Table: W40xD45xH75cm Counter Table: 40cm Partition Dimension: G4.5cm x H150cm	1 pc.
Managers Workstation / Split L Type Table (CAO) (M) Fabric Table Dimension: W180xD70xH75cm Side Table with drawer (for PC) : <u>W100xD45xH75cm</u>	1 pc.
Printer Table/Cabinet with drawers/layers Dimensions:90x55x65cm <u>Drawer Specs:</u> <u>Middle Drawer: W39xD44xH13cm</u> <u>Left and Right Open Layers (Paper Trays for A3 and Legal Size: W24xD44xH13cm</u> <u>Cabinet Specs:</u> <u>W86xD50xH44cm</u> <u>Free space storage area with 2 panel sliding doors</u>	3 pcs.
Swing Door Total Length: W120cm x H120cm 2 panels @ H100cm/panel	1 pc.
INSTALLATION COST Included in the Computation	

FF

OTHER CONDITIONS	
Workstations	<ul style="list-style-type: none"> • Panel thickness: 45mm (± 2mm) • With cable control desk grommet • With aluminum trims, channel and raceways • With CPU Rack • With under-mount keyboard trays • With Side Cabinet
Office Partitions	<ul style="list-style-type: none"> • Panel thickness: 60mm (± 3mm) • Wall fixer and/or floor stabilizer, if necessary
Frames	<ul style="list-style-type: none"> • Extruded non-corrosive aluminum. • Powder coated. • Panel-base system. • Frame to frame locking shall be by means of a secure locking mechanism with allowances for data and power reticulation.
Panels	<ul style="list-style-type: none"> • Gypsum panes or other material of similar strength.
Connectors	<ul style="list-style-type: none"> • Extruded non-corrosive powder coated aluminum sections providing re-usable attachment points for partitioning frames in two, three or four junction mode by means of a secure locking mechanism and allowances for data and power reticulation, if applicable.
Materials and Craftsmanship	<ul style="list-style-type: none"> • All materials used shall be new and durable. • All work for any installation shall be executed according to the latest professional and safety standards. • The supplier shall be responsible for the delivery of all partitioning to the correct workstation. • The end product shall comply with the highest levels of quality and safety in order to prevent any injury to the users of the product.
Warranty	<ul style="list-style-type: none"> • All products are to be covered by a one year warranty against defective material or workmanship.
Color	<ul style="list-style-type: none"> • White, Grey, and Blue combination (CREMEB)
Others	<ul style="list-style-type: none"> • Actual design and dimensions of cubicles, partitions, and furniture must be verified by the supplier and approved by the end-user before fabrication and final installation. • Must include all necessary accessories, connectors, screws, adaptors, covers, trims, supports, grommets, edge banding, stabilizers, and brackets, as may be applicable. • Must include all necessary materials, manpower, equipment and labor for the installation of the partitions and cubicles.

DESIGN REFERENCE (LOT 1)

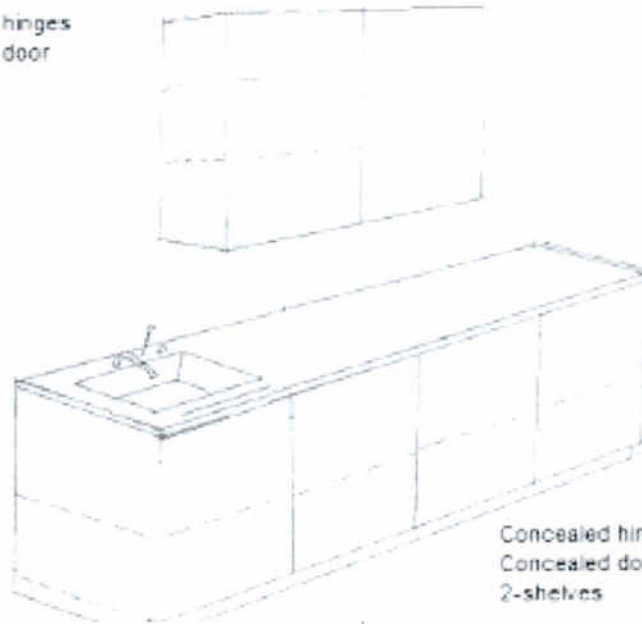
Description	Sample Illustration
WORKSTATIONS	
HIGH OFFICE PARTITION	

Description	Sample Illustration
<p>CONFERENCE TABLE Dimensions (mm): W3600Xd1200xH750</p> <p>CONFERENCE CHAIR Type: Midback Materials: Backrest – Mesh; Seatrest – Fabric Others: PVC Armrest, Chrome Starbase, w/ Gaslift, Caster wheel</p>	
<p>JR. EXECUTIVE TABLE Dimensions (mm) Main Table: W1800XD900xH750 Side Table: W1200xD440xH690 With fixed pedestal</p> <p>JR. EXECUTIVE TABLE Dimensions (mm) Main Table: W1500XD700xH750 Side Table: W900xD440xH690 With fixed pedestal</p> <p>JR. EXECUTIVE CHAIR High Back Leatherette with padded arm rest With tilting mechanism With gas lift Chrome base Color: Black</p>	
<p>VISITORS CHAIR</p> <p>Mid Back Sled Type With chrome arm rest Chrome base Leatherette Color: Black</p>	
<p>CLERICAL CHAIR</p> <p>Type: Midback Materials: Backrest – Mesh; Seatrest – Fabric Others: PVC Armrest, Chrome Starbase, w/ Gaslift, Caster wheel</p>	
<p>PANTRY TABLES AND CHAIRS</p> <p>Set of Pantry Table and 4 Chairs Table Top: MDF Legs: Steel Table Dimensions (mm): W1200xD800xH750 Chairs: Stackable with steel legs Color: Black or grey</p>	

PANTRY KITCHEN COUNTERTOP AND CABINET

Countertop: Synthetic granite
 Other materials: Marine Plywood
 Countertop Dimensions (mm): W2000xD600xH700
 Cabinet Dimensions (mm): W1200xD350xH700
 With provision for kitchen sink

Concealed hinges
 Concealed door
 handles
 3-shelves



Concealed hinges
 Concealed door handles
 2-shelves

3-SEATER SOFA WITH 1 CENTER TABLE AND 2 SIDE TABLES

Sofa Dimensions (mm): W2100xD750xH800
 Cover: German leather
 Color: Black

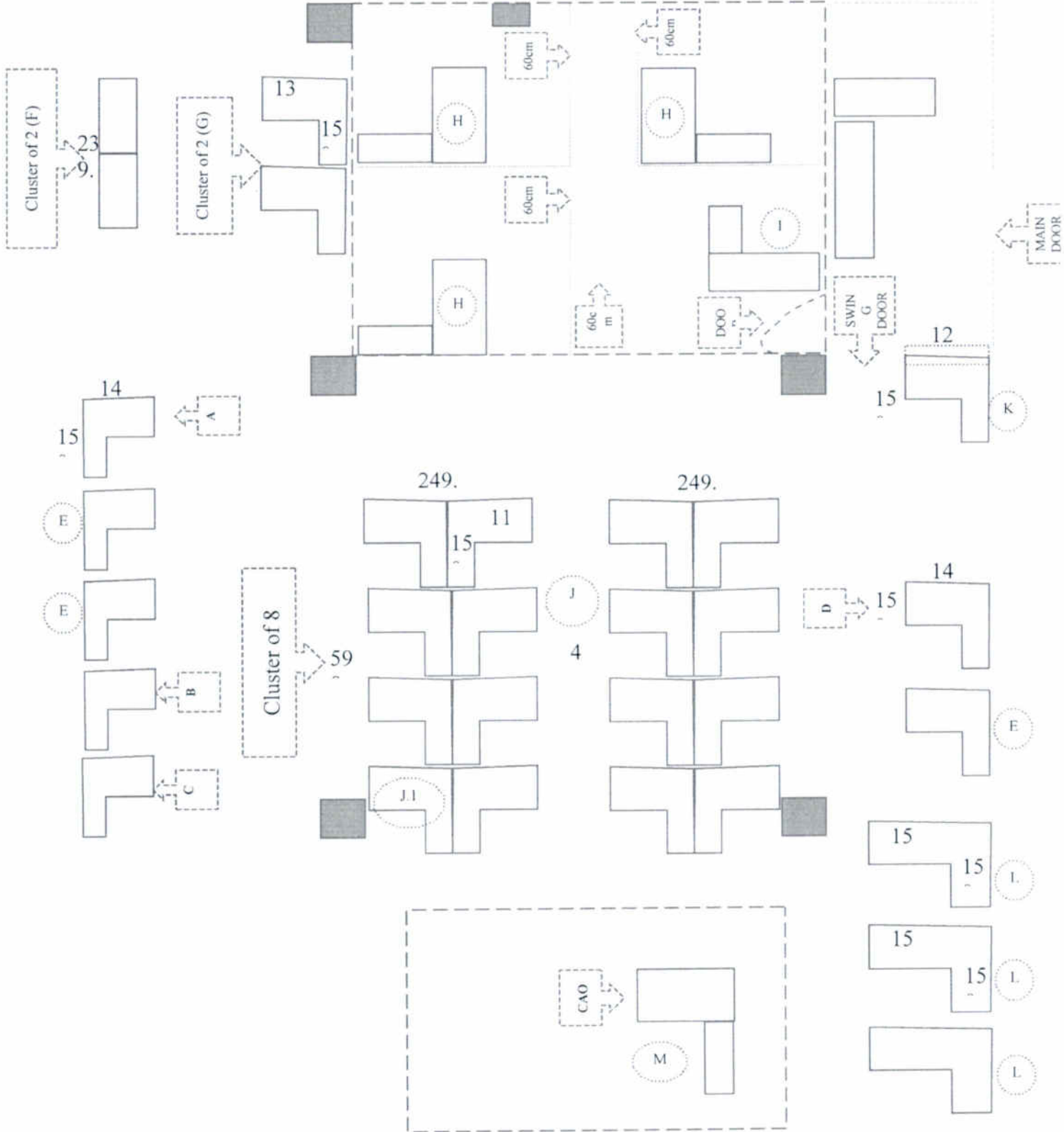


FRAMELESS GLASS DOOR

Double
 Dimensions per door (mm): H2100xW900
 Thickness: 12mm sticker-frosted Tempered Glass
 Accessories: Stainless Steel Handle and installation accessories included



FLOOR PLAN (LOT 2)



Non-Scaled Drawing
 Partition Dimension: Gauge 4.5cm

DESIGN REFERENCE (LOT 2)



OMBUDSMAN BID FORM NO. 1A – TECHNICAL PROPOSAL

LOT 1 – WORK STATION (FAB)				Bidder's Specification
SEQ	UNIT	QTY.	OMB-MOLEO SPECIFICATIONS	
1		20	Low office workstation Full laminate Table Dimensions (including side cabinets) (mm): W1500xW1500xD600xH750 Partition Dimensions (mm): W1500xW1500xW1000xW600xH1200	<input type="checkbox"/> Comply
		6	Low office workstation Full laminate Table Dimensions (including side cabinets) (mm): W1600xW1500xD600xH750 Partition Dimensions (mm): W1600xW1500xW1500xW600xH1200	<input type="checkbox"/> Comply
SUPPLIES STORAGE				
		1	High office partition Full laminate Partition Dimensions (mm): W1817xH2000	<input type="checkbox"/> Comply
		1	High office partition Full laminate Partition Dimensions (mm): W4034xH2000	<input type="checkbox"/> Comply
		1	Door partition Laminate + tempered glass 10mm thick (± 2mm) With door jamb	<input type="checkbox"/> Comply
PANTRY				
		1	High office partition Full laminate Partition Dimensions (mm): W4010xH2000	<input type="checkbox"/> Comply
		1	High office partition Full laminate Partition Dimensions (mm): W4000xH2000	<input type="checkbox"/> Comply
		1	Door partition Laminate + tempered glass 10mm thick (± 2mm) With door jamb	<input type="checkbox"/> Comply
FILING ROOM				
		1	High office partition Laminate + tempered glass 10mm thick (± 2mm): (stripe frosted sticker) Partition Dimensions (mm): W2489xH2000	<input type="checkbox"/> Comply
		1	Door partition Laminate + tempered glass 10mm thick (± 2mm) With door jamb	<input type="checkbox"/> Comply
CONFERENCE ROOM				
		1	High office partition	

		Laminate + tempered glass 10mm thick (± 2mm) Partition Dimensions (mm): W4441xH2000	<input type="checkbox"/> Comply
	1	High office partition Full laminate Partition Dimensions (mm): W4000xH2000	<input type="checkbox"/> Comply
	1	Door partition Laminate + tempered glass 10mm thick (± 2mm) With door jamb	<input type="checkbox"/> Comply
		SAO 2	
	1	High office partition Laminate + tempered glass 10mm thick (± 2mm) Partition Dimensions (mm): W1405xH2000	<input type="checkbox"/> Comply
	1	High office partition Full laminate Partition Dimensions (mm): W4000xH2000	<input type="checkbox"/> Comply
		CAO 1	
	1	High office partition Laminate + tempered glass 10mm thick (± 2mm) Partition Dimensions (mm): W1464xH2000	<input type="checkbox"/> Comply
	1	High office partition Full laminate Partition Dimensions (mm): W4000xH2000	<input type="checkbox"/> Comply
		CAO 2	
	1	High office partition Laminate + tempered glass 10mm thick (± 2mm) Partition Dimensions (mm): W1464xH2000	<input type="checkbox"/> Comply
	1	High office partition Full laminate Partition Dimensions (mm): W4000xH2000	<input type="checkbox"/> Comply
		SAO 1	
	1	High office partition Laminate + tempered glass 10mm thick (± 2mm) Partition Dimensions (mm): W1405xH2000	<input type="checkbox"/> Comply
	1	High office partition Full laminate Partition Dimensions (mm): W4000xH2000	<input type="checkbox"/> Comply
		CASH	
	1	High office partition Laminate + sticker frosted tempered glass 10mm thick (± 2mm) Partition Dimensions (mm): W2400xH2000	<input type="checkbox"/> Comply
	1	High office partition Laminate + sticker frosted tempered glass 10mm thick (± 2mm) Partition Dimensions (mm): W2151xH2000	<input type="checkbox"/> Comply
	1	High office partition Laminate + sticker frosted tempered glass 10mm thick (± 2mm) Partition Dimensions (mm): W4000xH2000	<input type="checkbox"/> Comply
	1	Door partition Laminate + tempered glass 10mm thick (± 2mm) With door jamb	<input type="checkbox"/> Comply
	1	CONFERENCE TABLE Dimensions (mm): W3600Xd1200xH750	<input type="checkbox"/> Comply
	12	CONFERENCE CHAIR Type: Midback Materials: Backrest – Mesh; Seatrest – Fabric Others: PVC Armrest, Chrome Starbase, w/ Gaslift, Caster wheel	<input type="checkbox"/> Comply
	2	JR. EXECUTIVE TABLE Dimensions (mm) Main Table: W1800xD900xH750 Side Table: W1200xD440xH690 With fixed pedestal	<input type="checkbox"/> Comply
	2	JR. EXECUTIVE TABLE	

		Dimensions (mm) Main Table: W1500xD700xH750 Side Table: W900xD440xH690 With fixed pedestal	<input type="checkbox"/> Comply
	10	JR. EXECUTIVE CHAIR High Back Leatherette with padded arm rest With tilting mechanism With gas lift Chrome base Color: Black	<input type="checkbox"/> Comply
	4	VISITORS CHAIR Mid Back Sled Type With chrome arm rest Chrome base Leatherette Color: Black	<input type="checkbox"/> Comply
	20	CLERICAL CHAIR Type: Midback Materials: Backrest – Mesh; Seatrest – Fabric Others: PVC Armrest, Chrome Starbase, w/ Gaslift, Caster wheel	<input type="checkbox"/> Comply
	3	PANTRY TABLES AND CHAIRS Set of Pantry Table and 4 Chairs Table Top: MDF Legs: Steel Table Dimensions (mm): W1200xD800xH750 Chairs: Stackable with steel legs <u>Color: Black or grey</u>	<input type="checkbox"/> Comply
	1	PANTRY KITCHEN COUNTERTOP AND CABINET Countertop: Synthetic granite Other materials: Marine Plywood Countertop Dimensions (mm): W2000xD600xH700 Cabinet Dimensions (mm): W1200xD350xH700 With provision for kitchen sink <u>Others:</u> <u><i>Hanging Cabinets: concealed hinges, concealed door handles, 3-shelves</i></u> <u><i>Lower Cabinets: concealed hinges, concealed door handles, 2-shelves</i></u>	<input type="checkbox"/> Comply
	2	3-SEATER SOFA WITH 1 CENTER TABLE AND 2 SIDE TABLES Sofa Dimensions (mm): W2100xD750xH800 Cover: German leather Color: Black	<input type="checkbox"/> Comply
	2	FRAMELESS GLASS DOOR Double Dimensions per door (mm): H2100xW900 Thickness: 12mm sticker-frosted Tempered Glass Accessories: Stainless Steel Handle and installation accessories included	<input type="checkbox"/> Comply
		INSTALLATION COST Included in the computation	<input type="checkbox"/> Comply
		OTHER CONDITIONS	
		Workstations <ul style="list-style-type: none"> • Panel thickness: 45mm (± 2mm) • With cable control desk grommet • With aluminum trims, channel and raceways • With CPU Rack • With under-mount keyboard trays • With Side Cabinet 	<input type="checkbox"/> Comply
		Office Partitions <ul style="list-style-type: none"> • Panel thickness: 60mm (± 3mm) • Wall fixer and/or floor stabilizer, if necessary 	<input type="checkbox"/> Comply
		Frames <ul style="list-style-type: none"> • Extruded non-corrosive aluminum. • Powder coated, black. 	<input type="checkbox"/> Comply

			<ul style="list-style-type: none"> Panel-base system. Frame to frame locking shall be by means of a secure locking mechanism with allowances for data and power reticulation. 	
			Panels <ul style="list-style-type: none"> Gypsum panes or other material of similar strength. 	<input type="checkbox"/> Comply
			Connectors <ul style="list-style-type: none"> Extruded non-corrosive powder coated aluminum sections providing re-usable attachment points for partitioning frames in two, three or four junction mode by means of a secure locking mechanism and allowances for data and power reticulation, if applicable. 	<input type="checkbox"/> Comply
			Materials and Craftsmanship <ul style="list-style-type: none"> All materials used shall be new and durable. All work for any installation shall be executed according to the latest professional and safety standards. The supplier shall be responsible for the delivery of all partitioning to the correct workstation. The end product shall comply with the highest levels of quality and safety in order to prevent any injury to the users of the product. 	<input type="checkbox"/> Comply
			Warranty <ul style="list-style-type: none"> All products are to be covered by a one year warranty against defective material or workmanship. 	<input type="checkbox"/> Comply
			Color <ul style="list-style-type: none"> White, Grey, and Black combination (FAB) 	<input type="checkbox"/> Comply
			Others <ul style="list-style-type: none"> Actual design and dimensions of cubicles, partitions, and furniture must be verified by the supplier and approved by the end-user before fabrication and final installation. Must include all necessary accessories, connectors, screws, adaptors, covers, trims, supports, grommets, edge banding, stabilizers, and brackets, as may be applicable. Must include all necessary materials, manpower, equipment and labor for the installation of the partitions and cubicles. 	<input type="checkbox"/> Comply

OMBUDSMAN BID FORM NO. 1B – TECHNICAL PROPOSAL

LOT 2 – WORK STATION (CREMEB)				Bidder's Specification
SEQ	UNIT	QTY.	OMB-MOLEO SPECIFICATIONS	
1			Case Records Division	
		4	Low Office Workstation (A, B, C, D) Fabric Table Dimension: W140xD60xH75cm Side Table/Cabinet: W90xD45xH75cm <u>Cabinet Dimension: W90xD40xH33cm; 2 layers (upper: 2 open panels; lower: open layer)</u> Partition Dimension: G4.5cm x H120cm	<input type="checkbox"/> Comply
		3	Low Office Workstation (E) Fabric Table Dimension: W140xD60xH75cm Side Table: W90xD45xH75cm Partition Dimension: G4.5cm x H120cm	<input type="checkbox"/> Comply
		1	Low Office Workstation – Receiving Window (F) Cluster of 2 Fabric Table Dimensions (cm): W113 x D50 x H75 Partition Dimensions (cm): G4.5 x H120cm	<input type="checkbox"/> Comply
		1	Low Office Workstation – Receiving Window (G) Cluster of 2 Fabric Table Dimension: <u>W135xD60xH75cm</u> Side Table: <u>W90xD40xH75cm</u> Partition Dimension: G4.5cm x H120cm	<input type="checkbox"/> Comply

df

	2 1	<p>Low Office Workstation Cluster of 8 with Scanner Workstation (J) Fabric Table Dimension: 118x60x75cm Side Table: 90x40x75cm Scanner Workstation: Table Dimension: W118xD40xH75cm Side Table: W110xD55xH75cm Partition Dimension: G4.5cm x H120cm</p>	<input type="checkbox"/> Comply
	1	<p>Low Office Workstation (Receiving – Internal Transactions) (K) Fabric Counter Table: W120xD45xH120cm Table Dimension: W120xD60xH75cm <u>Side Table/Cabinet with Drawers: W90xD45xH75cm</u> <u>Cabinet Dimension: W90xD40xH33cm; 2 layers (upper: 2 open panels; lower: open layer)</u> Partition Dimension: G4.5cm x H120cm</p>	<input type="checkbox"/> Comply
	3	<p>High Office Workstation (Records Officers and SAO) (L) Fabric Table Dimension: W155xD60xH75cm <u>Side Table/Cabinet with drawers: W90xD45xH75cm</u> <u>Cabinet Dimension: W90xD40xH33cm; 2 layers (upper: 2 open panels; lower: open layer)</u> Drawer Dimension: W40xD45H75cm (2 small drawers, 1 big drawer) Partition Dimension: G4.5cm x H150cm</p>	<input type="checkbox"/> Comply
	3	<p>High Office Cubicles / Workstations (GIPO Evaluators) (H) Fabric Table Dimension: W180xD70xH75cm <u>With Side Table/Cabinet with drawers: W100xD45x75cm</u> <u>Cabinet Dimension: W100xD45xH33cm; 2 layers (upper: 2 panels with sliding glass doors; lower: open layer)</u> Drawer Dimension: W82x45x75cm (left: sliding door panel with 2 open layers; right: 2 small drawers, 1 big drawer) Partition Dimension: G4.5cm x H150cm</p>	<input type="checkbox"/> Comply
	1	<p>Low Office Workstation (Reception Type Receiving – Evaluation Division) (I) Fabric Counter Table: W150xD40xH120cm Table Dimension: W150xD60xH75cm Side Table: W40xD45xH75cm Counter Table: 40cm Partition Dimension: G4.5cm x H150cm</p>	<input type="checkbox"/> Comply
	1	<p>Managers Workstation / Split L Type Table (CAO) (M) Fabric Table Dimension: W180xD70xH75cm Side Table with drawer (for PC) : <u>W100xD45xH75cm</u></p>	<input type="checkbox"/> Comply
	3	<p>Printer Table/Cabinet with drawers/layers Dimensions:90x55x65cm <u>Drawer Specs:</u> <u>Middle Drawer: W39xD44xH13cm</u> <u>Left and Right Open Layers (Paper Trays for A3 and Legal Size: W24xD44xH13cm</u> <u>Cabinet Specs:</u> <u>W86xD50xH44cm</u> <u>Free space storage area with 2 panel sliding doors</u></p>	<input type="checkbox"/> Comply
	1	<p>Swing Door Total Length: W120cm x H120cm 2 panels @ H100cm/panel</p>	<input type="checkbox"/> Comply
		<p>INSTALLATION COST Included in the computation</p>	<input type="checkbox"/> Comply
		<p>OTHER CONDITIONS</p>	
		<p>Workstations</p> <ul style="list-style-type: none"> Panel thickness: 45mm (± 2mm) With cable control desk grommet With aluminum trims, channel and raceways 	<input type="checkbox"/> Comply

		<ul style="list-style-type: none"> With CPU Rack With under-mount keyboard trays With Side Cabinet 	
		Office Partitions <ul style="list-style-type: none"> Panel thickness: 60mm (\pm 3mm) Wall fixer and/or floor stabilizer, if necessary 	<input type="checkbox"/> Comply
		Frames <ul style="list-style-type: none"> Extruded non-corrosive aluminum. Powder coated. Panel-base system. Frame to frame locking shall be by means of a secure locking mechanism with allowances for data and power reticulation. 	<input type="checkbox"/> Comply
		Panels <ul style="list-style-type: none"> Gypsum panes or other material of similar strength. 	<input type="checkbox"/> Comply
		Connectors <ul style="list-style-type: none"> Extruded non-corrosive powder coated aluminum sections providing re-usable attachment points for partitioning frames in two, three or four junction mode by means of a secure locking mechanism and allowances for data and power reticulation, if applicable. 	<input type="checkbox"/> Comply
		Materials and Craftsmanship <ul style="list-style-type: none"> All materials used shall be new and durable. All work for any installation shall be executed according to the latest professional and safety standards. The supplier shall be responsible for the delivery of all partitioning to the correct workstation. The end product shall comply with the highest levels of quality and safety in order to prevent any injury to the users of the product. 	<input type="checkbox"/> Comply
		Warranty <ul style="list-style-type: none"> All products are to be covered by a one year warranty against defective material or workmanship. 	<input type="checkbox"/> Comply
		Color <ul style="list-style-type: none"> White, Grey, and Blue combination (CREMEB) 	<input type="checkbox"/> Comply
		Others <ul style="list-style-type: none"> Actual design and dimensions of cubicles, partitions, and furniture must be verified by the supplier and approved by the end-user before fabrication and final installation. Must include all necessary accessories, connectors, screws, adaptors, covers, trims, supports, grommets, edge banding, stabilizers, and brackets, as may be applicable. Must include all necessary materials, manpower, equipment and labor for the installation of the partitions and cubicles. 	<input type="checkbox"/> Comply

OMBUDSMAN BID FORM NO. 2A – FINANCIAL PROPOSAL

Description	Qty	Unit Price in P	Total in P
LOT 1			
Work Station (Finance and Administrative Bureau)			
Low office workstation Full laminate Table Dimensions (including side cabinets) (mm): W1500xW1500xD600xH750 Partition Dimensions (mm): W1500xW1500xW1000xW600xH1200	20		
Low office workstation Full laminate Table Dimensions (including side cabinets) (mm): W1600xW1500xD600xH750 Partition Dimensions (mm): W1600xW1500xW1500xW600xH1200	6		
SUPPLIES STORAGE			
High office partition Full laminate Partition Dimensions (mm): W1817xH2000	1		

Description	Qty	Unit Price in P	Total in P
High office partition Full laminate Partition Dimensions (mm): W4034xH2000	1		
Door partition Laminate + tempered glass 10mm thick (± 2mm) With door jamb	1		
PANTRY			
High office partition Full laminate Partition Dimensions (mm): W4010xH2000	1		
High office partition Full laminate Partition Dimensions (mm): W4000xH2000	1		
Door partition Laminate + tempered glass 10mm thick (± 2mm) With door jamb	1		
FILING ROOM			
High office partition Laminate + tempered glass 10mm thick (± 2mm): (stripe frosted sticker) Partition Dimensions (mm): W2489xH2000	1		
Door partition Laminate + tempered glass 10mm thick (± 2mm) With door jamb	1		
CONFERENCE ROOM			
High office partition Laminate + tempered glass 10mm thick (± 2mm) Partition Dimensions (mm): W4441xH2000	1		
High office partition Full laminate Partition Dimensions (mm): W4000xH2000	1		
Door partition Laminate + tempered glass 10mm thick (± 2mm) With door jamb	1		
SAO 2			
High office partition Laminate + tempered glass 10mm thick (± 2mm) Partition Dimensions (mm): W1405xH2000	1		
High office partition Full laminate Partition Dimensions (mm): W4000xH2000	1		
CAO 1			
High office partition Laminate + tempered glass 10mm thick (± 2mm) Partition Dimensions (mm): W1464xH2000	1		
High office partition Full laminate Partition Dimensions (mm): W4000xH2000	1		
CAO 2			
High office partition Laminate + tempered glass 10mm thick (± 2mm) Partition Dimensions (mm): W1464xH2000	1		
High office partition Full laminate Partition Dimensions (mm): W4000xH2000	1		
SAO 1			
High office partition Laminate + tempered glass 10mm thick (± 2mm) Partition Dimensions (mm): W1405xH2000	1		
High office partition Full laminate Partition Dimensions (mm): W4000xH2000	1		
CASH			

Description	Qty	Unit Price in P	Total in P
High office partition Laminate + sticker frosted tempered glass 10mm thick (± 2mm) Partition Dimensions (mm): W2400xH2000	1		
High office partition Laminate + sticker frosted tempered glass 10mm thick (± 2mm) Partition Dimensions (mm): W2151xH2000	1		
High office partition Laminate + sticker frosted tempered glass 10mm thick (± 2mm) Partition Dimensions (mm): W4000xH2000	1		
Door partition Laminate + tempered glass 10mm thick (± 2mm) With door jamb	1		
CONFERENCE TABLE Dimensions (mm): W3600Xd1200xH750	1		
CONFERENCE CHAIRS Type: Midback Materials: Backrest – Mesh; Seatrest – Fabric Others: PVC Armrest, Chrome Starbase, w/ Gaslift, Caster wheel	12		
JR. EXECUTIVE TABLE Dimensions (mm) Main Table: W1800xD900xH750 Side Table: W1200xD440xH690 With fixed pedestal	2		
JR. EXECUTIVE TABLE Dimensions (mm) Main Table: W1500xD700xH750 Side Table: W900xD440xH690 With fixed pedestal	2		
JR. EXECUTIVE CHAIR High Back Leatherette with padded arm rest With tilting mechanism With gas lift Chrome base Color: Black	10		
VISITORS CHAIR Mid Back Sled Type With chrome arm rest Chrome base Leatherette Color: Black	4		
CLERICAL CHAIR Type: Midback Materials: Backrest – Mesh; Seatrest – Fabric Others: PVC Armrest, Chrome Starbase, w/ Gaslift, Caster wheel	20		
PANTRY TABLES AND CHAIRS Set of Pantry Table and 4 Chairs Table Top: MDF Legs: Steel Table Dimensions (mm): W1200xD800xH750 Chairs: Stackable with steel legs Color: Black or grey	3		
PANTRY KITCHEN COUNTERTOP AND CABINET Countertop: Synthetic granite Other materials: Marine Plywood Countertop Dimensions (mm): W2000xD600xH700 Cabinet Dimensions (mm): W1200xD350xH700 With provision for kitchen sink Others: <i>Hanging Cabinets: concealed hinges, concealed door handles, 3-shelves</i> <i>Lower Cabinets: concealed hinges, concealed door handles, 2-shelves</i>	1		

Description	Qty	Unit Price in P	Total in P
3-SEATER SOFA WITH 1 CENTER TABLE AND 2 SIDE TABLES Sofa Dimensions (mm): W2100xD750xH800 Cover: German leather Color: Black	2		
FRAMELESS GLASS DOOR Double Dimensions per door (mm): H2100xW900 Thickness: 12mm sticker-frosted Tempered Glass Accessories: Stainless Steel Handle and installation accessories included	2		
INSTALLATION COST Included in the Computation			
		GRAND TOTAL	
Note: The total cost should be VAT inclusive.			

OMBUDSMAN BID FORM NO. 2A – FINANCIAL PROPOSAL

Description	Qty	Unit Price in P	Total in P
LOT 2			
Work Station (Case Records, Evaluation, Monitoring, and Enforcement Bureau)			
Case Records Division			
Low Office Workstation (A, B, C, D) Fabric Table Dimension: W140xD60xH75cm Side Table/Cabinet: W90xD45xH75cm <u>Cabinet Dimension: W90xD40xH33cm; 2 layers (upper: 2 open panels; lower: open layer)</u> Partition Dimension: G4.5cm x H120cm	4 pcs.		
Low Office Workstation (E) Fabric Table Dimension: W140xD60xH75cm Side Table: W90xD45xH75cm Partition Dimension: G4.5cm x H120cm	3 pcs.		
Low Office Workstation – Receiving Window (F) Cluster of 2 Fabric Table Dimensions (cm): W113 x D50 x H75 Partition Dimensions (cm): G4.5 x H120cm	1 pc.		
Low Office Workstation – Receiving Window (G) Cluster of 2 Fabric Table Dimension: <u>W135xD60xH75cm</u> Side Table: <u>W90xD40xH75cm</u> Partition Dimension: G4.5cm x H120cm	1 pc.		
Low Office Workstation Cluster of 8 with Scanner Workstation (J) Fabric Table Dimension: 118x60x75cm Side Table: 90x40x75cm Scanner Workstation: Table Dimension: W118xD40xH75cm Side Table: W110xD55xH75cm Partition Dimension: G4.5cm x H120cm	2 pcs. 1 pc.		
Low Office Workstation (Receiving – Internal Transactions) (K) Fabric Counter Table: W120xD45xH120cm	1 pc.		

ff

Description	Qty	Unit Price in P	Total in P
Table Dimension: W120xD60xH75cm <u>Side Table/Cabinet with Drawers:</u> W90xD45xH75cm <u>Cabinet Dimension: W90xD40xH33cm; 2 layers (upper: 2 open panels; lower: open layer)</u> Partition Dimension: G4.5cm x H120cm			
High Office Workstation (Records Officers and SAO) (L) Fabric Table Dimension: W155xD60xH75cm <u>Side Table/Cabinet with drawers:</u> W90xD45xH75cm <u>Cabinet Dimension: W90xD40xH33cm; 2 layers (upper: 2 open panels; lower: open layer)</u> Drawer Dimension: W40xD45xH75cm (2 small drawers, 1 big drawer) Partition Dimension: G4.5cm x H150cm	3 pcs.		
High Office Cubicles / Workstations (GIPO Evaluators) (H) Fabric Table Dimension: W180xD70xH75cm <u>With Side Table/Cabinet with drawers: W100xD45x75cm</u> <u>Cabinet Dimension: W100xD45xH33cm; 2 layers (upper: 2 panels with sliding glass doors; lower: open layer)</u> Drawer Dimension: W82x45x75cm (left: sliding door panel with 2 open layers; right: 2 small drawers, 1 big drawer) Partition Dimension: G4.5cm x H150cm	3 pcs.		
Low Office Workstation (Reception Type Receiving – Evaluation Division) (I) Fabric Counter Table: W150xD40xH120cm Table Dimension: W150xD60xH75cm Side Table: W40xD45xH75cm Counter Table: 40cm Partition Dimension: G4.5cm x H150cm	1 pc.		
Managers Workstation / Split L Type Table (CAO) (M) Fabric Table Dimension: W180xD70xH75cm Side Table with drawer (for PC) : <u>W100xD45xH75cm</u>	1 pc.		
Printer Table/Cabinet with drawers/layers Dimensions:90x55x65cm <u>Drawer Specs:</u> <u>Middle Drawer: W39xD44xH13cm</u> <u>Left and Right Open Layers (Paper Trays for A3 and Legal Size: W24xD44xH13cm</u> <u>Cabinet Specs:</u> <u>W86xD50xH44cm</u> <u>Free space storage area with 2 panel sliding doors</u>	3 pcs.		
Swing Door Total Length: W120cm x H120cm 2 panels @ H100cm/panel	1 pc.		
INSTALLATION COST Included in the Computation			
		GRAND TOTAL	

Note: The total cost should be VAT inclusive.

All prospective bidders are also hereby informed that the amended Bidding Documents, to include the amended Bid Forms may be downloaded from the website of the Philippine Government Electronic Procurement System (PhilGEPS) and Ombudsman Website, and are also available with the OMB-MOLEO BAC Secretariat.

Further, bidders who have already purchased the bidding documents are reminded to use the Amended Bid Forms, as found in the Amended Bidding Documents, which are attached to this Supplemental/Bid Bulletin.

For further inquiries, you may contact the OMB-MOLEO Bids and Awards Committee Secretariat at Tel. No. (02) 479-7300 loc. 5235.

Please be guided accordingly.



ALAN R. CAÑARES

Director IV, PACPB

Chairperson, Bids and Awards Committee