

QUARTERLY PHYSICAL REPORT OF OPERATION

As of June 30, 2018

Department: Office of the Ombudsman

Agency

Operating Unit

Organization Code (UACS)

	Current year Appropriations
	Supplemental Appropriations
	Continuing Appropriations
	Off-Budget Account

Particulars	UACS PREXC	Physical Targets					Physical Accomplishments					Variance as of June 30	Remarks
		1st Quarter	2nd Quarter	3rd Quarter	4th Quarter	Total	1st Quarter	2nd Quarter	3rd Quarter	4th Quarter	Total		
1	2	3	4	5	6	7=(3+4+5+6)	8	9	10	11	12=(8+9+10+11)	13	14
Part A.													
I. Operations	3000000000000000												
<u>Organizational Outcome: Reduced Incidence and Impact of corruption and red tape</u>	3100000000000000												
ANTI-CORRUPTION INVESTIGATION PROGRAM	3101000000000000												
<u>Outcome Indicators</u>													
1. Percentage of completed fact-finding investigations and lifestyle checks resulting in the filing of criminal and/or administrative cases	310100100001000	17.88%	17.88%	17.88%	17.88%	17.88%	8.85%	15.68%			12.13%	-5.75%	
2. Percentage of criminal and civil cases filed in court not resulting in quashal of information or outright dismissal of case	310100100002000	86.00%	86.00%	86.00%	86.00%	86.00%	100.00%	95.99%			96.29%	10.29%	
<u>Output Indicators</u>													
3. Percentage of fact-finding investigations and lifestyle checks completed	310100100001000	20.00%	20.00%	20.00%	20.00%	20.00%	19.72%	21.98%			36.97%	16.97%	
4. Percentage of criminal and forfeiture cases investigated and resolved	310100100002000	40.00%	40.00%	40.00%	40.00%	40.00%	10.20%	11.37%			19.44%	-20.56%	
5. Percentage of criminal and forfeiture cases investigated and resolved within a one-year period	310100100002000	17.00%	17.00%	17.00%	17.00%	17.00%	48.78%	56.47%			52.87%	35.87%	

QUARTERLY PHYSICAL REPORT OF OPERATION
As of June 30, 2018

Department: Office of the Ombudsman
Agency
Operating Unit
Organization Code (UACS)

	Current year Appropriations
	Supplemental Appropriations
	Continuing Appropriations
	Off-Budget Account

Particulars	UACS PREXC	Physical Targets					Physical Accomplishments					Variance as of June 30	Remarks
		1st Quarter	2nd Quarter	3rd Quarter	4th Quarter	Total	1st Quarter	2nd Quarter	3rd Quarter	4th Quarter	Total		
1	2	3	4	5	6	7=(3+4+5+6)	8	9	10	11	12=(8+9+10+11)	13	14
ANTI-CORRUPTION ENFORCEMENT PROGRAM <u>Outcome Indicators</u>	3102000000000000												
6. Percentage of criminal and civil cases tried in court not resulting in an approved demurrer to evidence	310200100002000	10.00%	10.00%	10.00%	10.00%	10.00%	85.19%	32.50%			62.77%	52.77%	
7. Percentage of criminal and civil cases decided by the court resulting in conviction of at least 1 accused	310200100002000	25.00%	25.00%	25.00%	25.00%	25.00%	76.09%	74.83%			75.43%	50.43%	
8. Percentage of decisions in appealed administrative cases affirmed by the appellate courts	310200100003000	85.10%	85.10%	85.10%	85.10%	85.10%	81.67%	86.63%			84.09%	-1.01%	
<u>Output Indicators</u>													
9. Percentage of administrative cases adjudicated	310200100001000	40.00%	40.00%	40.00%	40.00%	40.00%	10.94%	11.91%			20.37%	-19.63%	
10. Percentage of administrative cases adjudicated within a one-year period	310200100001000	16.00%	16.00%	16.00%	16.00%	16.00%	46.82%	61.62%			54.64%	38.64%	
OMBUDSMAN PUBLIC ASSISTANCE PROGRAM <u>Outcome Indicator</u>	3103000000000000												
11. Percentage of frontline service feedback with a rating of at least very satisfactory	310300100001000	75.00%	75.00%	75.00%	75.00%	75.00%	96.67%	97.44%			97.04%	22.04%	


QUARTERLY PHYSICAL REPORT OF OPERATION
As of June 30, 2018


Department: Office of the Ombudsman
Agency
Operating Unit
Organization Code (UACS)

	Current year Appropriations
	Supplemental Appropriations
	Continuing Appropriations
	Off-Budget Account


Pariculars	UACS PREXC	Physical Targets					Physical Accomplishments					Variance as of June 30	Remarks
		1st Quarter	2nd Quarter	3rd Quarter	4th Quarter	Total	1st Quarter	2nd Quarter	3rd Quarter	4th Quarter	Total		
1	2	3	4	5	6	7=(3+4+5+6)	8	9	10	11	12=(8+9+10+11)	13	14
<u>Output Indicator</u> 12. Percentage of requests for assistance and grievances resolved or acted upon within the prescribed time	310300100001000	77.00%	77.00%	77.00%	77.00%	77.00%	88.90%	88.77%			88.83%	11.83%	
CORRUPTION PREVENTION PROGRAM <u>Outcome Indicator</u> 13. Percentage of satisfied integrity promotion program beneficiaries	3104000000000000 310400100001000												
		75.00%	75.00%	75.00%	75.00%	75.00%	99.01%	99.13%			99.08%	24.08%	
<u>Output Indicators</u> 14. Number of integrity assessments conducted or corruption diagnostics conducted	310400100002000	10	10	10	10	40	6	24			30	-10	
15. Number of integrity and anti-corruption advocates capacitated and mobilized	310400100001000	2,250	2,250	2,250	2,250	9,000	2498	4619			7117	-1883	

Prepared By:



FRANCIS GABRIEL C. MAYORALGO
Planning Officer III, PBD


CHRISTOPHER BELIM
Chief Administrative Officer, PBD

In coordination with:


WEOMARK RYAN G. LAYSON
Assistant Ombudsman, FMIO

Approved by:


MELCHOR ARTHUR H. CARANDANG
Overall Deputy Ombudsman