

MONTHLY REPORT OF DISBURSEMENTS

For the month of January, 2018

| Department: Office of the Ombudsman | | | | | | | | | | Agency: N/A | | | | | | | Operating Unit: N/A | | | | | | | | | | |
|--|---------------------|---------------|----------|----|----------------|-------------------------------|--------------|----------|---------------|--|---------------------------------|--------------|----------|----|------------------|---------------|-----------------------------|----|------|----|---------------|---------------|---------------|----------|---------------|------------------|-------|
| Organization Code (UACS): 330000000000 | | | | | | | | | | Fund Cluster: 01 - Regular Agency Fund | | | | | | | Report Status: FOR APPROVAL | | | | | | | | | | |
| PARTICULARS | CURRENT YEAR BUDGET | | | | | PRIOR YEAR'S BUDGET | | | | | | | | | | SUB-TOTAL | TRUST LIABILITIES | | | | GRAND TOTAL | | | | | REMARKS | |
| | | | | | | PRIOR YEAR'S ACCOUNTS PAYABLE | | | | | CURRENT YEAR'S ACCOUNTS PAYABLE | | | | | | | | | | | | | | | | |
| | PS | MOOE | Fin. Exp | CO | TOTAL | PS | MOOE | Fin. Exp | CO | Sub-Total | PS | MOOE | Fin. Exp | CO | Sub-Total | | TOTAL | PS | MOOE | CO | TOTAL | PS | MOOE | Fin. Exp | CO | | TOTAL |
| 1 | 2 | 3 | 4 | 5 | 6=(2+3+4+5) | 7 | 8 | 9 | 10 | 11=(7+8+9+10) | 12 | 13 | 14 | 15 | 16=(12+13+14+15) | 17=(11+16) | 18=(8+17) | 19 | 20 | 21 | 22=(19+20+21) | 23 | 24 | 25 | 26 | 27=(23+24+25+26) | 28 |
| Notice of Cash Allocation (NCA) | 84,643,416.44 | 27,294,577.78 | | | 111,938,094.22 | 1,019,621.29 | 2,047,441.57 | | 15,022,544.20 | 18,089,607.06 | 78,852.23 | 3,250,000.00 | | | 3,328,852.23 | 21,418,459.29 | 133,356,553.51 | | | | | 85,741,889.96 | 32,592,119.35 | | 15,022,544.20 | 133,356,553.51 | |
| MDS Checks Issued | 10,085,110.90 | 8,980,357.99 | | | 19,065,468.89 | 599,330.60 | 1,989,452.26 | | 15,022,544.20 | 17,571,327.06 | | | | | 3,250,000.00 | 20,821,327.06 | 39,886,795.95 | | | | | 10,644,441.50 | 14,219,810.25 | | 15,022,544.20 | 39,886,795.95 | |
| Advice to Debit Account | 74,558,305.54 | 18,314,319.79 | | | 92,872,625.33 | 480,290.69 | 57,989.31 | | | 518,280.00 | 78,852.23 | | | | 78,852.23 | 597,132.23 | 93,469,757.56 | | | | | 75,097,448.46 | 18,372,309.10 | | | 93,469,757.56 | |
| Notice of Transfer of Allocation (NTA) | | | | | | | | | | | | | | | | | | | | | | | | | | | |
| MDS Checks Issued | | | | | | | | | | | | | | | | | | | | | | | | | | | |
| Advice to Debit Account | | | | | | | | | | | | | | | | | | | | | | | | | | | |
| Working Fund (NCA issued to BTr) | | | | | | | | | | | | | | | | | | | | | | | | | | | |
| Tax Remittance Advices Issued (TRA) | 10,680,365.70 | 462,789.22 | | | 11,143,154.92 | 68,024.33 | 96,503.70 | | 866,479.33 | 1,031,007.36 | 11,769.06 | | | | 11,769.06 | 1,042,776.42 | 12,185,931.34 | | | | | 10,760,159.09 | 559,202.92 | | 866,479.33 | 12,185,931.34 | |
| Cash Disbursement Ceiling (CDC) | | | | | | | | | | | | | | | | | | | | | | | | | | | |
| Non-Cash Availment Authority (NCAA) | | | | | | | | | | | | | | | | | | | | | | | | | | | |
| Others (CDT, BTr Docs Stamp, etc.) | | | | | | | | | | | | | | | | | | | | | | | | | | | |

Summary

| PARTICULARS | PREVIOUS REPORT | CURRENT MONTH | AS OF DATE |
|--|-----------------|----------------|----------------|
| (1) | (2) | (3) | (4) |
| Total Disbursement Authorities Received | | | |
| NCA | | 554,647,659.00 | 554,647,659.00 |
| Working Fund | | | |
| TRA | | 12,185,931.34 | 12,185,931.34 |
| CDC | | | |
| NCAA | | | |
| Others (CDT, BTr Docs Stamp, etc.) | | | |
| Less: Notice of Transfer Allocations (NTA)* issued | | | |
| Total Disbursements Authorities Available | | 566,833,590.34 | 566,833,590.34 |
| Less: | | | |
| Lapsed NCA | | | |
| Disbursements | | 145,542,484.85 | 145,542,484.85 |
| Balance of Disbursements Authorities as of date | | 421,291,105.49 | 421,291,105.49 |
| Total Disbursements Program | | 566,833,590.34 | 566,833,590.34 |
| Less: * Actual Disbursements | | 145,542,484.85 | 145,542,484.85 |
| (Over)/Under spending- | | 421,291,105.49 | 421,291,105.49 |

Certified Correct:

FIONA M. STO. TOMAS
 OIC, Accounting Division
 Agency Chief Accountant

Date: 21/Feb/2018

Approved By:

MELCHOR ARTHUR H. CARANDANG
 Overall Deputy Ombudsman

Head of Agency or Authorized Representative

Date: 22 FEB 2018

MONTHLY REPORT OF DISBURSEMENTS
For the month of February, 2018

| Department: Office of the Ombudsman | | | | | | | | | | Agency: N/A | | | | | | | Operating Unit: N/A | | | | | | | | | | |
|--|---------------------|---------------|----------|-----------|---------------|-------------------------------|--------------|----------|---------------|--|------------|--------------|----------|--------------|------------------|---------------|-----------------------------|-------------------|------|----|---------------|---------------|---------------|----------|---------------|------------------|---------|
| Organization Code (UACS): 330000000000 | | | | | | | | | | Fund Cluster: 01 - Regular Agency Fund | | | | | | | Report Status: FOR APPROVAL | | | | | | | | | | |
| PARTICULARS | CURRENT YEAR BUDGET | | | | | PRIOR YEAR'S BUDGET | | | | | | | | | | | SUB-TOTAL | TRUST LIABILITIES | | | | GRAND TOTAL | | | | | REMARKS |
| | | | | | | PRIOR YEAR'S ACCOUNTS PAYABLE | | | | CURRENT YEAR'S ACCOUNTS PAYABLE | | | | | | | | | | | | | | | | | |
| | PS | MOOE | Fin. Exp | CO | TOTAL | PS | MOOE | Fin. Exp | CO | Sub-Total | PS | MOOE | Fin. Exp | CO | Sub-Total | TOTAL | | PS | MOOE | CO | TOTAL | PS | MOOE | Fin. Exp | CO | TOTAL | |
| 1 | 2 | 3 | 4 | 5 | 6=(2+3+4+5) | 7 | 8 | 9 | 10 | 11=(7+8+9+10) | 12 | 13 | 14 | 15 | 16=(12+13+14+15) | 17=(11+16) | 18=(6+17) | 19 | 20 | 21 | 22=(19+20+21) | 23 | 24 | 25 | 26 | 27=(23+24+25+26) | 28 |
| Notice of Cash Allocation (NCA) | 66,466,003.36 | 17,392,626.95 | | 79,648.00 | 83,938,278.31 | 87,083.17 | 1,722,490.73 | | 15,639,383.99 | 17,448,957.89 | 202,817.31 | 4,451,079.00 | | 2,544,564.00 | 7,198,460.31 | 24,647,418.20 | 108,585,696.51 | | | | | 66,755,903.84 | 23,566,196.68 | | 18,263,595.99 | 108,585,696.51 | |
| MDS Checks Issued | 37,935,362.67 | 8,684,088.71 | | 79,648.00 | 46,699,099.38 | | 1,720,690.73 | | 15,639,383.99 | 17,360,074.72 | 2,794.80 | 4,451,079.00 | | | 4,453,873.80 | 21,813,948.52 | 68,513,047.90 | | | | | 37,938,157.47 | 14,855,858.44 | | 15,719,031.99 | 68,513,047.90 | |
| Advice to Debit Account | 28,530,640.69 | 8,708,538.24 | | | 37,239,178.93 | 87,083.17 | 1,800.00 | | | 88,883.17 | 200,022.51 | | | 2,544,564.00 | 2,744,586.51 | 2,833,469.68 | 40,072,648.61 | | | | | 28,817,746.37 | 8,710,338.24 | | 2,544,564.00 | 40,072,648.61 | |
| Notice of Transfer of Allocation (NTA) | | | | | | | | | | | | | | | | | | | | | | | | | | | |
| MDS Checks Issued | | | | | | | | | | | | | | | | | | | | | | | | | | | |
| Advice to Debit Account | | | | | | | | | | | | | | | | | | | | | | | | | | | |
| Working Fund (NCA issued to BTr) | | | | | | | | | | | | | | | | | | | | | | | | | | | |
| Tax Remittance Advices Issued (TRA) | 12,706,434.58 | 575,236.79 | | | 13,281,671.37 | | 114,269.67 | | 891,132.49 | 1,005,402.16 | 37,906.93 | | | | 37,906.93 | 1,043,309.09 | 14,324,980.46 | | | | | 12,744,341.51 | 689,506.46 | | 891,132.49 | 14,324,980.46 | |
| Cash Disbursement Ceiling (CDC) | | | | | | | | | | | | | | | | | | | | | | | | | | | |
| Non-Cash Availment Authority (NCAA) | | | | | | | | | | | | | | | | | | | | | | | | | | | |
| Others (CDT, BTr Docs Stamp, etc.) | | | | | | | | | | | | | | | | | | | | | | | | | | | |

Summary

| PARTICULARS | PREVIOUS REPORT | CURRENT MONTH | AS OF DATE |
|--|-----------------|------------------|----------------|
| (1) | (2) | (3) | (4) |
| Total Disbursement Authorities Received | | | |
| NCA | 554,647,659.00 | 102,345.00 | 554,750,004.00 |
| Working Fund | 12,185,931.34 | 14,324,980.46 | 26,510,911.80 |
| TRA | | | |
| CDC | | | |
| NCAA | | | |
| Others (CDT, BTr Docs Stamp, etc.) | | | |
| Less: Notice of Transfer Allocations (NTA)* issued | | | |
| Total Disbursements Authorities Available | 566,833,590.34 | 14,427,325.46 | 581,260,915.80 |
| Less | | | |
| Lapsed NCA | | | |
| Disbursements | 145,542,484.85 | 122,910,676.97 | 268,453,161.82 |
| Balance of Disbursements Authorities as of to date | 421,291,105.49 | (108,483,351.51) | 312,807,753.98 |
| Total Disbursements Program | 566,833,590.34 | 14,427,325.46 | 581,260,915.80 |
| Less: * Actual Disbursements | 145,542,484.85 | 122,910,676.97 | 268,453,161.82 |
| (Over)/Under spending- | 421,291,105.49 | (108,483,351.51) | 312,807,753.98 |

Certified Correct:

FIONA M. STO. TOMAS
OIC, Accounting Division
Agency Chief Accountant

Date:

Approved By:

MELCHOR ARTHUR H. CARANDANG
Head of Agency or Authorized Representative

Date: 22 MAR 2018


MONTHLY REPORT OF DISBURSEMENTS
For the month of March, 2018

| Department: Office of the Ombudsman | | | | | | | | | | Agency: N/A | | | | | | | | | | Operating Unit: N/A | | | | | | | | | |
|--|---------------------|---------------|----------|----|----------------|-------------------------------|--------------|----------|---------------|--|---------------------------------|------------|----------|-----------|------------------|---------------|-------------------|----|------|-----------------------------|---------------|----------------|---------------|----------|---------------|------------------|-------|--|--|
| Organization Code (UACS): 330000000000 | | | | | | | | | | Fund Cluster: 01 - Regular Agency Fund | | | | | | | | | | Report Status: FOR APPROVAL | | | | | | | | | |
| PARTICULARS | CURRENT YEAR BUDGET | | | | | PRIOR YEAR'S BUDGET | | | | | | | | | | SUB-TOTAL | TRUST LIABILITIES | | | | GRAND TOTAL | | | | | REMARKS | | | |
| | | | | | | PRIOR YEAR'S ACCOUNTS PAYABLE | | | | | CURRENT YEAR'S ACCOUNTS PAYABLE | | | | | | | | | | | | | | | | | | |
| | PS | MOOE | Fin. Exp | CO | TOTAL | PS | MOOE | Fin. Exp | CO | Sub-Total | PS | MOOE | Fin. Exp | CO | Sub-Total | | TOTAL | PS | MOOE | CO | TOTAL | PS | MOOE | Fin. Exp | CO | | TOTAL | | |
| 1 | 2 | 3 | 4 | 5 | 6=(2+3+4+5) | 7 | 8 | 9 | 10 | 11=(7+8+9+10) | 12 | 13 | 14 | 15 | 16=(12+13+14+15) | 17=(11+16) | 18=(6+17) | 19 | 20 | 21 | 22=(19+20+21) | 23 | 24 | 25 | 26 | 27=(23+24+25+26) | 28 | | |
| Notice of Cash Allocation (NCA) | 270,649,382.34 | 13,082,194.37 | | | 283,731,576.71 | | 3,053,356.54 | | 27,694,714.00 | 30,748,070.54 | | 500,000.00 | | 75,931.72 | 575,931.72 | 31,324,002.26 | 315,055,578.97 | | | | | 270,649,382.34 | 16,635,550.91 | | 27,770,645.72 | 315,055,578.97 | | | |
| MDS Checks Issued | 29,037,611.06 | 10,313,772.52 | | | 39,351,383.58 | | 3,036,738.34 | | 25,894,714.00 | 28,931,452.34 | | 500,000.00 | | 75,931.72 | 575,931.72 | 29,507,384.06 | 68,858,767.64 | | | | | 29,037,611.06 | 13,850,510.86 | | 25,970,645.72 | 68,858,767.64 | | | |
| Advice to Debit Account | 241,611,771.28 | 2,768,421.85 | | | 244,380,193.13 | | 16,618.20 | | 1,800,000.00 | 1,816,618.20 | | | | | | 1,816,618.20 | 246,196,811.33 | | | | | 241,611,771.28 | 2,785,040.05 | | 1,800,000.00 | 246,196,811.33 | | | |
| Notice of Transfer of Allocation (NTA) | | | | | | | | | | | | | | | | | | | | | | | | | | | | | |
| MDS Checks Issued | | | | | | | | | | | | | | | | | | | | | | | | | | | | | |
| Advice to Debit Account | | | | | | | | | | | | | | | | | | | | | | | | | | | | | |
| Working Fund (NCA issued to BTr) | | | | | | | | | | | | | | | | | | | | | | | | | | | | | |
| Tax Remittance Advices Issued (TRA) | 11,997,193.16 | 1,355,824.37 | | | 13,353,017.53 | | 130,819.30 | | 1,641,524.87 | 1,772,344.17 | | | | 4,339.28 | 4,339.28 | 1,776,683.45 | 15,129,700.98 | | | | | 11,997,193.16 | 1,486,643.67 | | 1,645,864.15 | 15,129,700.98 | | | |
| Cash Disbursement Ceiling (CDC) | | | | | | | | | | | | | | | | | | | | | | | | | | | | | |
| Non-Cash Availment Authority (NCAA) | | | | | | | | | | | | | | | | | | | | | | | | | | | | | |
| Others (CDT, BTr Does Stamp, etc.) | | | | | | | | | | | | | | | | | | | | | | | | | | | | | |

Summary



| PARTICULARS | PREVIOUS REPORT | CURRENT MONTH | AS OF DATE |
|--|-----------------|------------------|----------------|
| (1) | (2) | (3) | (4) |
| Total Disbursement Authorities Received | | | |
| NCA | 554,750,004.00 | 2,247,825.00 | 556,997,829.00 |
| Working Fund | | | |
| TRA | 26,510,911.80 | 15,129,700.98 | 41,640,612.78 |
| CDC | | | |
| NCAA | | | |
| Others (CDT, BTr Does Stamp, etc.) | | | |
| Less: Notice of Transfer Allocations (NTA)* issued | | | |
| Total Disbursements Authorities Available | 581,260,915.80 | 17,377,525.98 | 598,638,441.78 |
| Less | | | |
| Lapsed NCA | | .01 | .01 |
| Disbursements | 268,453,161.82 | 330,185,279.95 | 598,638,441.77 |
| Balance of Disbursements Authorities as of to date | 312,807,753.98 | (312,807,753.98) | |
| Total Disbursements Program | 581,260,915.80 | 17,377,525.98 | 598,638,441.78 |
| Less: * Actual Disbursements | 268,453,161.82 | 330,185,279.95 | 598,638,441.77 |
| (Over)/Under spending- | 312,807,753.98 | (312,807,753.97) | .01 |

Certified Correct:


FIONA M. STO. TOMAS
OIC Accounting Division
Agency Chief Accountant

Date: 25/Apr/2018

Approved By:


MELCHOR ARTHUR H. CARANDANG
Overall Deputy Ombudsman
Head of Agency or Authorized Representative

Date:

MONTHLY REPORT OF DISBURSEMENTS
For the Month of January 2018


Department : OFFICE OF THE OMBUDSMAN
 Agency/Operating Units : OFFICE OF THE DEPUTY OMBUDSMAN FOR LUZON
 Operating Unit :
 Organization Code (UACS) :
 Funding Source Code (as clustered):


| PARTICULARS | CURRENT YEAR BUDGET | | | | | PRIOR YEAR'S BUDGET | | | | | | | | | | | SUB-TOTAL | TRUST LIABILITIES | | | | GRAND TOTAL | | | | | Remarks |
|--------------------------------------|---------------------|-----------|---------|----|--------------|-------------------------------|------|---------|----|---------------|---------------------------------|------|---------|----|------------------|------------|--------------|-------------------|------|----|---------------|--------------|-----------|---------|----|------------------|---------|
| | PS | MOOE | Fin Exp | CO | TOTAL | PRIOR YEAR'S ACCOUNTS PAYABLE | | | | | CURRENT YEAR'S ACCOUNTS PAYABLE | | | | | TOTAL | | PS | MOOE | CO | TOTAL | PS | MOOE | Fin Exp | CO | TOTAL | |
| | | | | | | PS | MOOE | Fin Exp | CO | Sub-Total | PS | MOOE | Fin Exp | CO | Sub-Total | | | | | | | | | | | | |
| 1 | 2 | 3 | 4 | 5 | 6=(2+3+4+5) | 7 | 8 | 9 | 10 | 11=(7+8+9+10) | 12 | 13 | 14 | 15 | 16=(12+13+14+15) | 17=(11+16) | 18=(6+17) | 19 | 20 | 21 | 22=(19+20+21) | 23 | 24 | 25 | 26 | 27=(23+24+25+26) | 28 |
| Notice of Cash Allocated (NCA) | | | | | | | | | | | | | | | | | | | | | | | | | | | |
| MDS Checks Issued | | | | | | | | | | | | | | | | | | | | | | | | | | | |
| Advice to Debit Account | | | | | | | | | | | | | | | | | | | | | | | | | | | |
| Working Fund (NCA issued to BTr) | | | | | | | | | | | | | | | | | | | | | | | | | | | |
| Tax Remittance Advices Issued (TRA) | 1,664,886.46 | 36,599.08 | | | 1,701,485.54 | | | | | | | | | | | | 1,701,485.54 | | | | | 1,664,886.46 | 36,599.08 | | | 1,701,485.54 | |
| Cash Disbursement Ceiling | | | | | | | | | | | | | | | | | | | | | | | | | | | |
| Non-Cash Availment Authority (NCAA) | | | | | | | | | | | | | | | | | | | | | | | | | | | |
| Others (CDT, BTr, Docs Stamps, etc.) | | | | | | | | | | | | | | | | | | | | | | | | | | | |
| TOTAL | 1,664,886.46 | 36,599.08 | - | - | 1,701,485.54 | | | | | | | | | | | | 1,701,485.54 | | | | | 1,664,886.46 | 36,599.08 | | | 1,701,485.54 | |
| | | | | | | | | | | | | | | | | | | | | | | | | | | | |

SUMMARY:

| | | | | | | | |
|--|------------------------|-------------------|-------------------|-----------------------------|------------------------|-------------------|-------------------|
| | <u>Previous Report</u> | <u>This Month</u> | <u>As of Date</u> | | <u>Previous Report</u> | <u>This Month</u> | <u>As of Date</u> |
| Total Disbursement Authorities Received | | | | Total Disbursements Program | | | |
| NCA | | | | Less: *Actual Disbursements | | | |
| Working Fund | | | | (Over)/Under Spending | | | |
| CDC | | | | | | | |
| NCAA | | | | | | | |
| Others | | | | | | | |
| Less: Notice of Transfer Allocations (NTA)* issued | | | | | | | |
| Total Disbursements Authorities Available | | | | | | | |
| Less: Lapsed NCA Disbursements* | | | | | | | |
| Balance of Disbursements Authorities as of to date | | | | | | | |

Notes: The use of NTA is discouraged
 *Amounts should tally

Certified Correct by:

KRISTINE S. BONDOC-CARASI
 Accountant III
 Date:

Approved By:

GERARD A. MOSQUERA
 Deputy Ombudsman for Luzon
 Date:

MONTHLY REPORT OF DISBURSEMENTS
For the Month of February 2018

Department : OFFICE OF THE OMBUDSMAN
 Agency/Operating Units : OFFICE OF THE DEPUTY OMBUDSMAN FOR LUZON
 Operating Unit :
 Organization Code (UACS) :
 Funding Source Code (as clustered):


| PARTICULARS | CURRENT YEAR BUDGET | | | | | PRIOR YEAR'S BUDGET | | | | | | | | | | | SUB-TOTAL | TRUST LIABILITIES | | | | GRAND TOTAL | | | | | Remarks |
|--------------------------------------|---------------------|-----------|---------|----|--------------|-------------------------------|------|---------|----|---------------|---------------------------------|------|---------|----|------------------|------------|--------------|-------------------|------|----|---------------|-------------|------|---------|----|------------------|---------|
| | PS | MOOE | Fin Exp | CO | TOTAL | PRIOR YEAR'S ACCOUNTS PAYABLE | | | | | CURRENT YEAR'S ACCOUNTS PAYABLE | | | | | | | PS | MOOE | CO | TOTAL | PS | MOOE | Fin Exp | CO | TOTAL | |
| | | | | | | PS | MOOE | Fin Exp | CO | Sub-Total | PS | MOOE | Fin Exp | CO | Sub-Total | TOTAL | | | | | | | | | | | |
| 1 | 2 | 3 | 4 | 5 | 6=(2+3+4+5) | 7 | 8 | 9 | 10 | 11=(7+8+9+10) | 12 | 13 | 14 | 15 | 16=(12+13+14+15) | 17=(11+16) | 18=(6+17) | 19 | 20 | 21 | 22=(19+20+21) | 23 | 24 | 25 | 26 | 27=(23+24+25+26) | 28 |
| Notice of Cash Allocated (NCA) | | | | | | | | | | | | | | | | | | | | | | | | | | | |
| MDS Checks Issued | | | | | | | | | | | | | | | | | | | | | | | | | | | |
| Advice to Debit Account | | | | | | | | | | | | | | | | | | | | | | | | | | | |
| Working Fund (NCA issued to BTr) | | | | | | | | | | | | | | | | | | | | | | | | | | | |
| Tax Remittance Advices Issued (TRA) | 1,658,414.95 | 82,436.57 | | | 1,740,851.52 | | | | | | | | | | | | 1,740,851.52 | | | | 1,658,414.95 | 82,436.57 | | | | 1,740,851.52 | |
| Cash Disbursement Ceiling | | | | | | | | | | | | | | | | | | | | | | | | | | | |
| Non-Cash Availment Authority (NCAA) | | | | | | | | | | | | | | | | | | | | | | | | | | | |
| Others (CDT, BTr, Docs Stamps, etc.) | | | | | | | | | | | | | | | | | | | | | | | | | | | |
| TOTAL | 1,658,414.95 | 82,436.57 | - | - | 1,740,851.52 | | | | | | | | | | | | 1,740,851.52 | | | | 1,658,414.95 | 82,436.57 | | | | 1,740,851.52 | |

SUMMARY:

| | | | | | | | |
|--|-----------------|------------|------------|-----------------------------|-----------------|------------|------------|
| | Previous Report | This Month | As of Date | | Previous Report | This Month | As of Date |
| Total Disbursement Authorities Received | | | | Total Disbursements Program | | | |
| NCA | | | | Less: *Actual Disbursements | | | |
| Working Fund | | | | (Over)/Under Spending | | | |
| CDC | | | | | | | |
| NCAA | | | | | | | |
| Others | | | | | | | |
| Less: Notice of Transfer Allocations (NTA)* issued | | | | | | | |
| Total Disbursements Authorities Available | | | | | | | |
| Less: Lapsed NCA Disbursements* | | | | | | | |
| Balance of Disbursements Authorities as of to date | | | | | | | |


Notes: The use of NTA is discouraged
 *Amounts should tally

Certified Correct by:



KRISTINE S. BONDOC-CARASI
 Accountant III
 Date:

Approved By:



GERARD A. MOSQUERA
 Deputy Ombudsman for Luzon
 Date:

MONTHLY REPORT OF DISBURSEMENTS
For the Month of March 2018

Department : OFFICE OF THE OMBUDSMAN
Agency/Operating Units : OFFICE OF THE DEPUTY OMBUDSMAN FOR LUZON
Operating Unit :
Organization Code (UACS) :
Funding Source Code (as clustered):

| PARTICULARS | CURRENT YEAR BUDGET | | | | | PRIOR YEAR'S BUDGET | | | | | | | | | | | | SUB-TOTAL | TRUST LIABILITIES | | | | GRAND TOTAL | | | | | Remarks |
|--------------------------------------|---------------------|-----------|---------|----|--------------|-------------------------------|------|---------|----|---------------|---------------------------------|------|---------|----|------------------|------------|--------------|-----------|-------------------|------|---------------|--------------|-------------|------|---------|------------------|-------|---------|
| | | | | | | PRIOR YEAR'S ACCOUNTS PAYABLE | | | | | CURRENT YEAR'S ACCOUNTS PAYABLE | | | | | | | | PS | MOOE | CO | TOTAL | PS | MOOE | Fin Exp | CO | TOTAL | |
| | PS | MOOE | Fin Exp | CO | TOTAL | PS | MOOE | Fin Exp | CO | Sub-Total | PS | MOOE | Fin Exp | CO | Sub-Total | TOTAL | | | | | | | | | | | | |
| 1 | 2 | 3 | 4 | 5 | 6=[2+3+4+5] | 7 | 8 | 9 | 10 | 11=(7+8+9+10) | 12 | 13 | 14 | 15 | 16=(12+13+14+15) | 17=(11+16) | 18=(6+17) | 19 | 20 | 21 | 22=(19+20+21) | 23 | 24 | 25 | 26 | 27=[23+24+25+26] | 28 | |
| Notice of Cash Allocated (NCA) | | | | | | | | | | | | | | | | | | | | | | | | | | | | |
| MDS Checks Issued | | | | | | | | | | | | | | | | | | | | | | | | | | | | |
| Advice to Debit Account | | | | | | | | | | | | | | | | | | | | | | | | | | | | |
| Working Fund (NCA issued to BTr) | | | | | | | | | | | | | | | | | | | | | | | | | | | | |
| Tax Remittance Advices Issued (TRA) | 1,660,892.91 | 30,862.98 | | | 1,691,755.89 | | | | | | | | | | | | 1,691,755.89 | | | | | 1,660,892.91 | 30,862.98 | | | 1,691,755.89 | | |
| | | | | | | | | | | | | | | | | | | | | | | | | | | | | |
| Cash Disbursement Ceiling | | | | | | | | | | | | | | | | | | | | | | | | | | | | |
| Non-Cash Availment Authority (NCAA) | | | | | | | | | | | | | | | | | | | | | | | | | | | | |
| | | | | | | | | | | | | | | | | | | | | | | | | | | | | |
| Others (CDT, BTr, Docs Stamps, etc.) | | | | | | | | | | | | | | | | | | | | | | | | | | | | |
| TOTAL | 1,660,892.91 | 30,862.98 | - | - | 1,691,755.89 | | | | | | | | | | | | 1,691,755.89 | | | | | 1,660,892.91 | 30,862.98 | | | 1,691,755.89 | | |
| | | | | | | | | | | | | | | | | | | | | | | | | | | | | |

SUMMARY:

| | | | | | | | |
|--|-----------------|------------|------------|-----------------------------|-----------------|------------|------------|
| | Previous Report | This Month | As of Date | | Previous Report | This Month | As of Date |
| Total Disbursement Authorities Received | | | | Total Disbursements Program | | | |
| NCA | | | | Less: *Actual Disbursements | | | |
| Working Fund | | | | (Over)/Under Spending | | | |
| CDC | | | | | | | |
| NCAA | | | | | | | |
| Others | | | | | | | |
| Less: Notice of Transfer Allocations (NTA)* issued | | | | | | | |
| Total Disbursements Authorities Available | | | | | | | |
| Less: Lapsed NCA Disbursements* | | | | | | | |
| Balance of Disbursements Authorities as of to date | | | | | | | |

Notes: The use of NTA is discouraged
*Amounts should tally

Certified Correct by:


KRISTINE S. BONDOC-CARASI
Accountant III
Date:

Approved By:


GERARD A. MOSQUERA
Deputy Ombudsman for Luzon
Date:

MISS

MONTHLY REPORT OF DISBURSEMENTS
For the period Ending January 31, 2018

Department : OFFICE OF THE OMBUDSMAN
Agency/Operating Units : Office of the Special Prosecutor
Operating Unit :
Organization Code (UACS) :
Funding Source Code (as clustered):

| PARTICULARS | CURRENT YEAR BUDGET | | | | | PRIOR YEAR'S BUDGET | | | | | | | | | | | SUB-TOTAL | TRUST LIABILITIES | | | | GRAND TOTAL | | | | | Remarks |
|--------------------------------------|---------------------|-----------|---------|----|--------------|-------------------------------|------|---------|----|---------------|---------------------------------|------|---------|----|------------------|------------|-----------|-------------------|------|----|---------------|--------------|-----------|---------|----|------------------|---------|
| | | | | | | PRIOR YEAR'S ACCOUNTS PAYABLE | | | | | CURRENT YEAR'S ACCOUNTS PAYABLE | | | | | TOTAL | | PS | MOOE | CO | TOTAL | PS | MOOE | Fin Exp | CO | TOTAL | |
| | PS | MOOE | Fin Exp | CO | TOTAL | PS | MOOE | Fin Exp | CO | Sub-Total | PS | MOOE | Fin Exp | CO | Sub-Total | | | | | | | | | | | | |
| 1 | 2 | 3 | 4 | 5 | 6=(2+3+4+5) | 7 | 8 | 9 | 10 | 11=(7+8+9+10) | 12 | 13 | 14 | 15 | 16=(12+13+14+15) | 17=(11+16) | 18=(6+17) | 19 | 20 | 21 | 22=(19+20+21) | 23 | 24 | 25 | 26 | 27=(23+24+25+26) | 28 |
| Notice of Cash Allocated (NCA) | | | | | | | | | | | | | | | | | | | | | | | | | | | |
| MDS Checks Issued | | | | | | | | | | | | | | | | | | | | | | | | | | | |
| Advice to Debit Account | | | | | | | | | | | | | | | | | | | | | | | | | | | |
| Working Fund (NCA issued to BTr) | | | | | | | | | | | | | | | | | | | | | | | | | | | |
| Tax Remittance Advices Issued (TRA) | 2,142,667.19 | 13,598.92 | - | - | 2,156,266.11 | | | | | | | | | | | | | | | | | 2,142,667.19 | 13,598.92 | - | - | 2,156,266.11 | |
| Cash Disbursement Ceiling | | | | | | | | | | | | | | | | | | | | | | | | | | | |
| Non-Cash Availment Authority (NCAA) | | | | | | | | | | | | | | | | | | | | | | | | | | | |
| Others (CDT, BTr, Docs Stamps, etc.) | | | | | | | | | | | | | | | | | | | | | | | | | | | |
| TOTAL | 2,142,667.19 | 13,598.92 | - | - | 2,156,266.11 | | | | | | | | | | | | | | | | | 2,142,667.19 | 13,598.92 | - | - | 2,156,266.11 | |
| | | | | | | | | | | | | | | | | | | | | | | | | | | | |

SUMMARY:

Previous Report

This Month

As of Date

Previous Report

This Month

As of Date

Total Disbursement Authorities Received

NCA

Working Fund

CDC

NCAA

Others

Less: Notice of Transfer Allocations (NTA)* issued

Total Disbursements Authorities Available

Less: Lapsed NCA Disbursements*

Balance of Disbursements Authorities as of to date

Total Disbursements Program


Less: *Actual Disbursements

(Over)/Under Spending

Notes: The use of NTA is discouraged

*Amounts should tally

Certified Correct by:


THEODORE L. CABUS
Accountant III
Date:

Approved By:


EDILBERTO G. SANDOVAL
The Special Prosecutor
Date:

MONTHLY REPORT OF DISBURSEMENTS
For the period Ending February 28, 2018

Department : OFFICE OF THE OMBUDSMAN
Agency/Operating Units : Office of the Special Prosecutor
Operating Unit :
Organization Code (UACS) :
Funding Source Code (as clustered):

| PARTICULARS | CURRENT YEAR BUDGET | | | | | PRIOR YEAR'S BUDGET | | | | | | | | | | | | SUB-TOTAL | TRUST LIABILITIES | | | | GRAND TOTAL | | | | | Remarks |
|--------------------------------------|---------------------|-----------|---------|----|--------------|-------------------------------|------|---------|----|---------------|---------------------------------|------|---------|----|------------------|------------|-----------|-----------|-------------------|----|---------------|--------------|-------------|---------|----|------------------|-------|---------|
| | | | | | | PRIOR YEAR'S ACCOUNTS PAYABLE | | | | | CURRENT YEAR'S ACCOUNTS PAYABLE | | | | | TOTAL | PS | | MOOE | CO | TOTAL | PS | MOOE | Fin Exp | CO | TOTAL | | |
| | PS | MOOE | Fin Exp | CO | TOTAL | PS | MOOE | Fin Exp | CO | Sub-Total | PS | MOOE | Fin Exp | CO | Sub-Total | | | | | | | | | | | | TOTAL | |
| 1 | 2 | 3 | 4 | 5 | 6=(2+3+4+5) | 7 | 8 | 9 | 10 | 11=(7+8+9+10) | 12 | 13 | 14 | 15 | 16=(12+13+14+15) | 17=(11+16) | 18=(6+17) | 19 | 20 | 21 | 22=(19+20+21) | 23 | 24 | 25 | 26 | 27=(23+24+25+26) | 28 | |
| Notice of Cash Allocated (NCA) | | | | | | | | | | | | | | | | | | | | | | | | | | | | |
| MDS Checks Issued | | | | | | | | | | | | | | | | | | | | | | | | | | | | |
| Advice to Debit Account | | | | | | | | | | | | | | | | | | | | | | | | | | | | |
| Working Fund (NCA issued to BTr) | | | | | | | | | | | | | | | | | | | | | | | | | | | | |
| Tax Remittance Advices Issued (TRA) | 2,078,310.34 | 20,006.00 | - | - | 2,098,316.34 | | | | | | | | | | | | | | | | | 2,078,310.34 | 20,006.00 | - | - | 2,098,316.34 | | |
| Cash Disbursement Ceiling | | | | | | | | | | | | | | | | | | | | | | | | | | | | |
| Non-Cash Availment Authority (NCAA) | | | | | | | | | | | | | | | | | | | | | | | | | | | | |
| Others (CDT, BTr, Docs Stamps, etc.) | | | | | | | | | | | | | | | | | | | | | | | | | | | | |
| TOTAL | 2,078,310.34 | 20,006.00 | - | - | 2,098,316.34 | | | | | | | | | | | | | | | | | 2,078,310.34 | 20,006.00 | - | - | 2,098,316.34 | | |
| | | | | | | | | | | | | | | | | | | | | | | | | | | | | |

SUMMARY:

Previous Report

This Month

As of Date

Total Disbursement Authorities Received

NCA

Working Fund

CDC

NCAA

Others

Less: Notice of Transfer Allocations (NTA)* issued

Total Disbursements Authorities Available

Less: Lapsed NCA Disbursements*

Balance of Disbursements Authorities as of to date

Total Disbursements Program

Less: *Actual Disbursements

(Over)/Under Spending


Previous Report


This Month

As of Date

Notes: The use of NTA is discouraged

*Amounts should tally

Certified Correct by:

THEODORE L. CABUS
Accountant III
Date:

Approved By:

EDILBERTO G. SANDOVAL
The Special Prosecutor
Date:

MISS

MONTHLY REPORT OF DISBURSEMENTS
For the period Ending March 31, 2018

Department : OFFICE OF THE OMBUDSMAN
Agency/Operating Units : Office of the Special Prosecutor
Operating Unit :
Organization Code (UACS) :
Funding Source Code (as clustered):

| PARTICULARS | CURRENT YEAR BUDGET | | | | | PRIOR YEAR'S BUDGET | | | | | | | | | | | | SUB-TOTAL | TRUST LIABILITIES | | | | GRAND TOTAL | | | | | Remarks |
|--------------------------------------|---------------------|-----------|---------|----|--------------|-------------------------------|------|---------|----|---------------|---------------------------------|------|---------|----|------------------|------------|-----------|-----------|-------------------|------|---------------|--------------|-------------|------|---------|------------------|-------|---------|
| | | | | | | PRIOR YEAR'S ACCOUNTS PAYABLE | | | | | CURRENT YEAR'S ACCOUNTS PAYABLE | | | | | | TOTAL | | PS | MOOE | CO | TOTAL | PS | MOOE | Fin Exp | CO | TOTAL | |
| | PS | MOOE | Fin Exp | CO | TOTAL | PS | MOOE | Fin Exp | CO | Sub-Total | PS | MOOE | Fin Exp | CO | Sub-Total | TOTAL | | | | | | | | | | | | |
| 1 | 2 | 3 | 4 | 5 | 6=(2+3+4+5) | 7 | 8 | 9 | 10 | 11=(7+8+9+10) | 12 | 13 | 14 | 15 | 16=(12+13+14+15) | 17=(11+16) | 18=(6+17) | 19 | 20 | 21 | 22=(19+20+21) | 23 | 24 | 25 | 26 | 27=(23+24+25+26) | 28 | |
| Notice of Cash Allocated (NCA) | | | | | | | | | | | | | | | | | | | | | | | | | | | | |
| MDS Checks Issued | | | | | | | | | | | | | | | | | | | | | | | | | | | | |
| Advice to Debit Account | | | | | | | | | | | | | | | | | | | | | | | | | | | | |
| Working Fund (NCA issued to BTr) | | | | | | | | | | | | | | | | | | | | | | | | | | | | |
| Tax Remittance Advices Issued (TRA) | 2,053,222.14 | 17,531.14 | - | - | 2,070,753.28 | | | | | | | | | | | | | | | | | 2,053,222.14 | 17,531.14 | - | - | 2,070,753.28 | | |
| Cash Disbursement Ceiling | | | | | | | | | | | | | | | | | | | | | | | | | | | | |
| Non-Cash Availment Authority (NCAA) | | | | | | | | | | | | | | | | | | | | | | | | | | | | |
| Others (CDT, BTr, Docs Stamps, etc.) | | | | | | | | | | | | | | | | | | | | | | | | | | | | |
| TOTAL | 2,053,222.14 | 17,531.14 | - | - | 2,070,753.28 | | | | | | | | | | | | | | | | | 2,053,222.14 | 17,531.14 | - | - | 2,070,753.28 | | |
| | | | | | | | | | | | | | | | | | | | | | | | | | | | | |

SUMMARY:

Previous Report

This Month

As of Date

Total Disbursement Authorities Received

NCA

Working Fund

CDC

NCAA

Others

Less: Notice of Transfer Allocations (NTA)* issued

Total Disbursements Authorities Available

Less: Lapsed NCA Disbursements*

Balance of Disbursements Authorities as of to date

Notes: The use of NTA is discouraged

*Amounts should tally

Total Disbursements Program

Less: *Actual Disbursements


(Over)/Under Spending

Previous Report

This Month

As of Date

Certified Correct by:




THEODORE L. CABUS

Accountant III

Date:

Approved By:



EDILBERTO G. SANDOVAL

The Special Prosecutor

Date: