

QUARTERLY PHYSICAL REPORT OF OPERATION  
As of March 31, 2018

Department: Office of the Ombudsman  
Agency  
Operating Unit  
Organization Code (UACS)

	Current year Appropriations
	Supplemental Appropriations
	Continuing Appropriations
	Off-Budget Account

Particulars	UACS PREXC	Physical Targets					Physical Accomplishments					Variance as of March 31	Remarks
		1st Quarter	2nd Quarter	3rd Quarter	4th Quarter	Total	1st Quarter	2nd Quarter	3rd Quarter	4th Quarter	Total		
1	2	3	4	5	6	7=(3+4+5+6)	8	9	10	11	12=(8+9+10+11)	13	14
Part A.													
I. Operations	3000000000000000												
<b>Organizational Outcome: Reduced Incidence and Impact of corruption and red tape</b>	3100000000000000												
<b>ANTI-CORRUPTION INVESTIGATION PROGRAM</b>	3101000000000000												
<i>Outcome Indicators</i>													
1. Percentage of completed fact-finding investigations and lifestyle checks resulting in the filing of criminal and/or administrative cases	310100100001000	17.88%	17.88%	17.88%	17.88%	17.88%	8.91%				8.91%		
2. Percentage of criminal and civil cases filed in court not resulting in quashal of information or outright dismissal of case	310100100002000	86.00%	86.00%	86.00%	86.00%	86.00%	100.00%				100.00%		
<i>Output Indicators</i>													
3. Percentage of fact-finding investigations and lifestyle checks completed	310100100001000	20.00%	20.00%	20.00%	20.00%	20.00%	19.87%				19.87%		
4. Percentage of criminal and forfeiture cases investigated and resolved	310100100002000	40.00%	40.00%	40.00%	40.00%	40.00%	17.90%				17.90%		
5. Percentage of criminal and forfeiture cases investigated and resolved within a one-year period	310100100002000	17.00%	17.00%	17.00%	17.00%	17.00%	48.78%				48.78%		




QUARTERLY PHYSICAL REPORT OF OPERATION  
As of March 31, 2018


Department: Office of the Ombudsman  
Agency  
Operating Unit  
Organization Code (UACS)

	Current year Appropriations
	Supplemental Appropriations
	Continuing Appropriations
	Off-Budget Account

Particulars	UACS PREXC	Physical Targets					Physical Accomplishments					Variance as of March 31	Remarks
		1st Quarter	2nd Quarter	3rd Quarter	4th Quarter	Total 7=(3+4+5+6)	1st Quarter	2nd Quarter	3rd Quarter	4th Quarter	Total 12=(8+9+10+11)		
1 <u>Outcome Indicator</u> 13. Percentage of satisfied integrity promotion program beneficiaries	2 310400100001000	3 75.00%	4 75.00%	5 75.00%	6 75.00%	7 75.00%	8 99.01%	9	10	11	12 99.01%	13	14
<u>Output Indicators</u> 14. Number of integrity assessments conducted or corruption diagnostics conducted	310400100002000	10	10	10	10	40	6				6		
15. Number of integrity and anti-corruption advocates capacitated and mobilized	310400100001000	2,250	2,250	2,250	2,250	9,000	2498				2498		

Prepared By:


  
FRANCIS GABRIEL C. MAYORALGO  
Planning Officer III, PBD

  
CHRISTOPHER B. LIM  
Chief Administrative Officer, PBD

In coordination with:

  
WEOMARK RYAN G. LAYSON  
Assistant Ombudsman, FMIO

Approved by:

  
CONCHITA CARPIO MORALES  
Ombudsman  
25 May/18