

QUARTERLY PHYSICAL REPORT OF OPERATION
As of December 31, 2015

Department: Office of the Ombudsman
Agency
Operating Unit
Organization Code (UACS)

	Current year Appropriations
	Supplemental Appropriations
	Continuing Appropriations
	Off-Budget Account


Particulars	UACS CODE	Physical Targets					Physical Accomplishments					Variance as of Dec 31	Remarks
		1st Quarter	2nd Quarter	3rd Quarter	4th Quarter	Total	1st Quarter	2nd Quarter	3rd Quarter	4th Quarter	Total		
1	2	3	4	5	6	7=(3+4+5+6)	8	9	10	11	12=(8+9+10+11)	13	14
Part A.													
I. Operations													
MFO 1 - Corruption Deterrence Services	3-01-00-0000												
• Performance Indicator (Set 1): Investigation	3-01-01-0000												
Quantity 1: No. of complaints and grievances resolved or acted upon	3-01-01-0001	4728	4728	4728	4729	18913	7476	6945	6885	5673	26979	8066	
Quantity 2: No. of fact-finding investigations completed	3-01-01-0002	1039	1039	1039	1038	4155	565	650	763	1219	3197	-958	
Quantity 3: No. of preliminary investigations conducted	3-01-01-0003	893	893	893	892	3571	912	572	917	538	2939	-632	
Quality: Percentage of investigations conducted resulting in the institution of criminal and/or administrative cases	3-01-01-0004	16.70%	16.70%	16.70%	16.70%	16.70%	28.64%	18.41%	23.27%	20.00%	20.00%	3.30%	
Timeliness: Percentage of investigations completed or conducted within one year	3-01-01-0005	15.30%	15.30%	15.30%	15.30%	15.30%	37.00%	32.28%	32.45%	32.20%	32.20%	16.90%	
Performance Indicator (Set 2): Enforcement	3-01-02-0000												
Quantity 1: No. of administrative cases adjudicated	3-01-02-0001	966	966	967	967	3866	880	576	1278	610	3344	-522	
Quantity 2: No. of criminal/civil cases prosecuted in Sandiganbayan (including pending / active cases) - Running Total	3-01-02-0002	665	665	665	664	2659	3142	3183	3199	3600	3600	941	
Quality 1: Percentage of decisions in appealed administrative decisions that have been affirmed by the appellate courts	3-01-02-0003	84.70%	84.70%	84.70%	84.70%	84.70%	82.42%	84.86%	86.01%	86.00%	86.00%	1.30%	
Quality 2: Percentage of decided cases not resulting in quashal, outright dismissal, or demurrer to evidence (Sandiganbayan)	3-01-02-0004	88.60%	88.60%	88.60%	88.60%	88.60%	84.52%	87.30%	85.12%	85.80%	85.80%	-2.80%	
Timeliness: Percentage of administrative cases adjudicated within one year	3-01-02-0005	14.70%	14.70%	14.70%	14.70%	14.70%	32.00%	30.84%	19.30%	27.90%	27.90%	13.20%	


QUARTERLY PHYSICAL REPORT OF OPERATION
As of December 31, 2015


Department: Office of the Ombudsman
Agency
Operating Unit
Organization Code (UACS)


	Current year Appropriations
	Supplemental Appropriations
	Continuing Appropriations
	Off-Budget Account

Particulars	UACS CODE	Physical Targets					Physical Accomplishments					Variance as of Dec 31	Remarks
		1st Quarter	2nd Quarter	3rd Quarter	4th Quarter	Total	1st Quarter	2nd Quarter	3rd Quarter	4th Quarter	Total		
1	2	3	4	5	6	7=(3+4+5+6)	8	9	10	11	12=(8+9+10+11)	13	14
II. Projects Target I: Implementation of iCase: Integrated Case Management System (3rd phase of ISSP)	4-13-06-0000	0	0	0	14	14	0	0	0	0	0	-14	

Prepared By: 
FRANCIS GABRIEL C. MAYORALGO
Planning Officer III, PBD


CHRISTOPHER B. LIM
Chief Administrative Officer, PBD

In coordination with:

WEOMARK RYAN G. LAYSON
Assistant Ombudsman, FMIO

Approved by:

CONCHITA CAPIO MORALES
Ombudsman