

QUARTERLY PHYSICAL REPORT OF OPERATION

As of December 31, 2014

Department: Office of the Ombudsman

Agency

Operating Unit

Organization Code (UACS)

	Current year Appropriations
	Supplemental Appropriations
	Continuing Appropriations
	Off-Budget Account

Particulars	UACS CODE	Physical Targets					Physical Accomplishments					Variance as of Dec 31	Remarks
		1st Quarter	2nd Quarter	3rd Quarter	4th Quarter	Total 7=(3+4+5+6)	1st Quarter	2nd Quarter	3rd Quarter	4th Quarter	Total 12=(8+9+10+11)		
1	2	3	4	5	6	7	8	9	10	11	12	13	14
Part A.													
I. Operations													
MFO 1 - Corruption Deterrence Services	3-01-00-0000												
Performance Indicator (Set 1): Investigation	3-01-01-0000												
Quantity 1: No. of complaints and grievances resolved or acted upon	3-01-01-0001	4595	4595	4594	4594	18378	10025	11857	12811	6300	40993	20909	
Quantity 2: No. of fact-finding investigations completed	3-01-01-0002	1010	1010	1009	1009	4038	795	1154	1596	268	3813	516	
Quantity 3: No. of preliminary investigations conducted	3-01-01-0003	868	868	867	867	3470	451	859	800	903	3013	-493	
Quality: Percentage of investigations conducted resulting in the institution of criminal and/or administrative cases	3-01-01-0004	16.60%	16.60%	16.60%	16.60%	16.60%	19.68%	34.15%	10.68%	22.90%	22.90%	6.30%	
Timeliness: Percentage of investigations completed or conducted within one year	3-01-01-0005	15.20%	15.20%	15.20%	15.20%	15.20%	20.70%	20.70%	19.33%	31.40%	31.40%	16.20%	
Performance Indicator (Set 2): Enforcement	3-01-02-0000												
Quantity 1: No. of administrative cases adjudicated	3-01-02-0001	940	939	939	939	3757	517	916	773	1013	3219	-612	
Quantity 2: No. of criminal/civil cases prosecuted in Sandiganbayan	3-01-02-0002	646	646	646	646	2584	196	94	1503	1436	3229	-145	
Quality 1: Percentage of decisions in appealed administrative decisions that have been affirmed by the appellate courts	3-01-02-0003	84.60%	84.60%	84.60%	84.60%	84.60%	90.70%	90.70%	89.33%	87.30%	87.30%	2.70%	
Quality 2: Percentage of decided cases not resulting in quashal, outright dismissal, or demurrer to evidence (Sandiganbayan)	3-01-02-0004	88.50%	88.50%	88.50%	88.50%	88.50%	74.07%	56.72%	80.43%	79.70%	79.70%	-8.80%	
Timeliness: Percentage of administrative cases adjudicated within one year	3-01-02-0005	14.60%	14.60%	14.60%	14.60%	14.60%	19.60%	19.60%	18.92%	26.00%	26.00%	11.40%	

QUARTERLY PHYSICAL REPORT OF OPERATION
As of December 31, 2014

Department: Office of the Ombudsman
Agency
Operating Unit
Organization Code (UACS)

	Current year Appropriations
	Supplemental Appropriations
	Continuing Appropriations
	Off-Budget Account

Pariculars	UACS CODE	Physical Targets					Physical Accomplishments					Variance as of Dec 31	Remarks
		1st Quarter	2nd Quarter	3rd Quarter	4th Quarter	Total 7=(3+4+ 5+6)	1st Quarter	2nd Quarter	3rd Quarter	4th Quarter	Total 12=(8+9+1 0+11)		
1	2	3	4	5	6		8	9	10	11		13	14
II. Projects Target I: Implementation of iCase: Integrated Case Management System (2nd phase of ISSP)	4-13-06-0000	0	0	0	10	10	0	0	0	0	0	-10	

Prepared By:

In coordination with:

Approved by:

FRANCIS GABRIEL C. MAYORALGO
Planning Officer III, PBD

CHRISTOPHER B. LIM
Chief Administrative Officer, PBD

WEOMARK RYAN G. LAYSON
Assistant Ombudsman, FMIO

CONCHITA CARPIO MORALES
Ombudsman

QUARTERLY PHYSICAL REPORT OF OPERATION
As of September 30, 2014

Department: Office of the Ombudsman
Agency
Operating Unit
Organization Code (UACS)

	Current year Appropriations
	Supplemental Appropriations
	Continuing Appropriations
	Off-Budget Account


Particulars	UACS CODE	Physical Targets					Physical Accomplishments					Variance as of Sept 30	Remarks
		1st Quarter	2nd Quarter	3rd Quarter	4th Quarter	Total	1st Quarter	2nd Quarter	3rd Quarter	4th Quarter	Total		
1	2	3	4	5	6	7=(3+4+5+6)	8	9	10	11	12=(8+9+10+11)	13	14
Part A.													
I. Operations													
MFO 1 - Corruption Deterrence Services	3-01-00-0000												
Performance Indicator (Set 1): Investigation	3-01-01-0000												
Quantity 1: No. of complaints and grievances resolved or acted upon	3-01-01-0001	4595	4595	4594	4594	18378	7900	10771	11798		30469	16685	
Quantity 2: No. of fact-finding investigations completed	3-01-01-0002	1010	1010	1009	1009	4038	795	1154	1596		3545	516	
Quantity 3: No. of preliminary investigations conducted	3-01-01-0003	868	868	867	867	3470	451	859	800		2110	-493	
Quality: Percentage of investigations conducted resulting in the institution of criminal and/or administrative cases	3-01-01-0004	16.60%	16.60%	16.60%	16.60%	16.60%	19.68%	34.15%	10.68%		20.70%	4.10%	
Timeliness: Percentage of investigations completed or conducted within one year	3-01-01-0005	15.20%	15.20%	15.20%	15.20%	15.20%	20.70%	20.70%	19.33%		19.33%	4.13%	
Performance Indicator (Set 2): Enforcement	3-01-02-0000												
Quantity 1: No. of administrative cases adjudicated	3-01-02-0001	940	939	939	939	3757	517	916	773		2206	-612	
Quantity 2: No. of criminal/civil cases prosecuted in Sandiganbayan	3-01-02-0002	646	646	646	646	2584	196	94	67		357	-1581	
Quality 1: Percentage of decisions in appealed administrative decisions that have been affirmed by the appellate courts	3-01-02-0003	84.60%	84.60%	84.60%	84.60%	84.60%	90.70%	90.70%	89.33%		87.92%	3.32%	
Quality 2: Percentage of decided cases not resulting in quashal, outright dismissal, or demurrer to evidence (Sandiganbayan)	3-01-02-0004	88.50%	88.50%	88.50%	88.50%	88.50%	74.07%	56.72%	80.43%		68.86%	-19.64%	
Timeliness: Percentage of administrative cases adjudicated within one year	3-01-02-0005	14.60%	14.60%	14.60%	14.60%	14.60%	19.60%	19.60%	18.92%		18.92%	4.32%	


QUARTERLY PHYSICAL REPORT OF OPERATION
As of September 30, 2014



Department: Office of the Ombudsman
Agency
Operating Unit
Organization Code (UACS)

	Current year Appropriations
	Supplemental Appropriations
	Continuing Appropriations
	Off-Budget Account

Particulars	UACS CODE	Physical Targets					Physical Accomplishments					Variance as of Sept 30	Remarks
		1st Quarter	2nd Quarter	3rd Quarter	4th Quarter	Total 7=(3+4+5+6)	1st Quarter	2nd Quarter	3rd Quarter	4th Quarter	Total 12=(8+9+10+11)		
1	2	3	4	5	6		8	9	10	11		13	14
II. Projects Target I: Implementation of iCase: Integrated Case Management System (2nd phase of ISSP)	4-13-06-0000	0	0	0	10	10	0	0			0	-10	

Prepared By: 
FRANCIS GABRIEL C. MAYORALGO
Planning Officer III, PBD


CHRISTOPHER B. LIM
Chief Administrative Officer, PBD

In coordination with:

WEOMARK RYAN G. LAYSON
Assistant Ombudsman, FMIO 

Approved by:

CONCHITA CARPIO MORALES
Ombudsman

QUARTERLY PHYSICAL REPORT OF OPERATION
As of June 30, 2014

Department: Office of the Ombudsman
Agency
Operating Unit
Organization Code (UACS)

	Current year Appropriations
	Supplemental Appropriations
	Continuing Appropriations
	Off-Budget Account

Particulars	UACS CODE	Physical Targets					Physical Accomplishments					Variance as of June 30	Remarks
		1st Quarter	2nd Quarter	3rd Quarter	4th Quarter	Total	1st Quarter	2nd Quarter	3rd Quarter	4th Quarter	Total		
1	2	3	4	5	6	7=(3+4+5+6)	8	9	10	11	12=(8+9+10+11)	13	14
Part A.													
I. Operations													
MFO 1 - Corruption Deterrence Services	3-01-00-0000												
Performance Indicator (Set 1): Investigation	3-01-01-0000										18671	9481	
Quantity 1: No. of complaints and grievances resolved or acted upon	3-01-01-0001	4595	4595	4594	4594	18378	7900	10771			18671	9481	
Quantity 2: No. of fact-finding investigations completed	3-01-01-0002	1010	1010	1009	1009	4038	689	1106			1795	-225	
Quantity 3: No. of preliminary investigations conducted	3-01-01-0003	868	868	867	867	3470	451	859			1310	-426	
Quality: Percentage of investigations conducted resulting in the institution of criminal and/or administrative cases	3-01-01-0004	16.60%	16.60%	16.60%	16.60%	16.60%	19.68%	34.15%			29.76%	13.16%	
Timeliness: Percentage of investigations completed or conducted within one year	3-01-01-0005	15.20%	15.20%	15.20%	15.20%	15.20%	20.70%	20.70%			20.70%	5.50%	
Performance Indicator (Set 2): Enforcement	3-01-02-0000												
Quantity 1: No. of administrative cases adjudicated	3-01-02-0001	940	939	939	939	3757	517	916			1433	-446	
Quantity 2: No. of criminal/civil cases prosecuted in Sandiganbayan	3-01-02-0002	646	646	646	646	2584	196	94			290	-1002	
Quality 1: Percentage of decisions in appealed administrative decisions that have been affirmed by the appellate courts	3-01-02-0003	84.60%	84.60%	84.60%	84.60%	84.60%	90.70%	90.70%			90.70%	6.10%	
Quality 2: Percentage of decided cases not resulting in quashal, outright dismissal, or demurrer to evidence (Sandiganbayan)	3-01-02-0004	88.50%	88.50%	88.50%	88.50%	88.50%	74.00%	56.70%			64.46%	-24.04%	
Timeliness: Percentage of administrative cases adjudicated within one year	3-01-02-0005	14.60%	14.60%	14.60%	14.60%	14.60%	19.60%	19.60%			19.60%	5.00%	

QUARTERLY PHYSICAL REPORT OF OPERATION
As of June 30, 2014

Department: Office of the Ombudsman
Agency
Operating Unit
Organization Code (UACS)

	Current year Appropriations
	Supplemental Appropriations
	Continuing Appropriations
	Off-Budget Account

Particulars	UACS CODE	Physical Targets					Physical Accomplishments					Variance as of June 30	Remarks
		1st Quarter	2nd Quarter	3rd Quarter	4th Quarter	Total 7=(3+4+5+6)	1st Quarter	2nd Quarter	3rd Quarter	4th Quarter	Total 12=(8+9+10+11)		
1	2	3	4	5	6		8	9	10	11		13	14
II. Projects Target I: Implementation of iCase: Integrated Case Management System (2nd phase of ISSP)	4-13-06-0000	0	0	0	10	10	0	0			0	-10	

Prepared By:

FRANCIS GABRIEL C. MAYORALGO
Planning Officer III, PBD

CHRISTOPHER B. LIM
Chief Administrative Officer, PBD

In coordination with:

WEOMARK RYAN G. LAYSON
Assistant Ombudsman, FMIO

Approved by:

CONCHITA CARPIO MORALES
Ombudsman

09 Sep 14