


QUARTERLY PHYSICAL REPORT OF OPERATION
As of September 30, 2017


Department: Office of the Ombudsman
Agency
Operating Unit
Organization Code (UACS)

	Current year Appropriations
	Supplemental Appropriations
	Continuing Appropriations
	Off-Budget Account

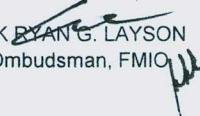
Particulars	UACS CODE	Physical Targets					Physical Accomplishments					Variance as of September 30	Remarks
		1st Quarter	2nd Quarter	3rd Quarter	4th Quarter	Total	1st Quarter	2nd Quarter	3rd Quarter	4th Quarter	Total		
1	2	3	4	5	6	7=(3+4+5+6)	8	9	10	11	12=(8+9+10+11)	13	14
Part A.													
I. Operations													
MFO 1 - Corruption Deterrence Services	3-01-00-0000												
Performance Indicator (Set 1): Investigation	3-01-01-0000												
Quantity 1: No. of complaints and grievances resolved or acted upon	3-01-01-0001	5337	5337	5338	5338	21350	8975	8371	8090		25436	9424	
Quantity 2: No. of fact-finding investigations completed	3-01-01-0002	798	799	799	799	3195	1042	707	1029		2778	382	
Quantity 3: No. of preliminary investigations completed and approved	3-01-01-0003	632	632	632	633	2529	770	576	892		2238	342	
Quality: Percentage of investigations conducted resulting in the institution of criminal and/or administrative cases	3-01-01-0004	17.39%	17.39%	17.39%	17.39%	17.39%	23.80%	14.43%	13.51%		17.60%	0.21%	
Timeliness: Percentage of investigations completed or conducted within one year	3-01-01-0005	16.80%	16.80%	16.80%	16.80%	16.80%	44.59%	46.63%	35.06%		43.54%	26.74%	
Performance Indicator (Set 2): Enforcement	3-01-02-0000												
Quantity 1: No. of administrative cases adjudicated	3-01-02-0001	633	634	634	634	2535	710	687	322		1719	-182	
Quantity 2: No. of criminal/civil cases prosecuted in Sandiganbayan (including pending / active cases) - Running Total	3-01-02-0002	715	716	716	716	2863	9103	9089	9259		9259	6396	
Quality 1: Percentage of decisions in appealed administrative decisions that have been affirmed by the appellate courts	3-01-02-0003	85.10%	85.10%	85.10%	85.10%	85.10%	84.43%	90.70%	85.71%		86.78%	1.68%	
Quality 2: Percentage of decided cases not resulting in quashal, outright dismissal, or demurrer to evidence (Sandiganbayan)	3-01-02-0004	85.97%	85.97%	85.97%	85.97%	85.97%	60.00%	32.88%	18.18%		28.78%	-57.19%	
Timeliness: Percentage of administrative cases adjudicated within one year	3-01-02-0005	15.33%	15.33%	15.33%	15.33%	15.33%	51.97%	48.47%	33.64%		47.12%	31.79%	

Prepared By:


FRANCIS GABRIEL C. MAYORALGO
Planning Officer III, PBD


CHRISTOPHER B. LIM
Chief Administrative Officer, PBD

In coordination with:


WEOMARK RYAN G. LAYSON
Assistant Ombudsman, FMIO

Approved by:


CONCHITA CAPIO MORALES
Ombudsman