


QUARTERLY PHYSICAL REPORT OF OPERATION
As of December 31, 2016


Department: Office of the Ombudsman
Agency
Operating Unit
Organization Code (UACS)

| | |
|--|-----------------------------|
| | Current year Appropriations |
| | Supplemental Appropriations |
| | Continuing Appropriations |
| | Off-Budget Account |


| Particulars | UACS CODE | Physical Targets | | | | | Physical Accomplishments | | | | | Variance as of December 31 | Remarks |
|--|--------------|------------------|-------------|-------------|-------------|-------------|--------------------------|-------------|-------------|-------------|----------------|----------------------------|---------|
| | | 1st Quarter | 2nd Quarter | 3rd Quarter | 4th Quarter | Total | 1st Quarter | 2nd Quarter | 3rd Quarter | 4th Quarter | Total | | |
| 1 | 2 | 3 | 4 | 5 | 6 | 7=(3+4+5+6) | 8 | 9 | 10 | 11 | 12=(8+9+10+11) | 13 | 14 |
| Part A. | | | | | | | | | | | | | |
| I. Operations | | | | | | | | | | | | | |
| MFO 1 - Corruption Deterrence Services | 3-01-00-0000 | | | | | | | | | | | | |
| Performance Indicator (Set 1): Investigation | 3-01-01-0000 | | | | | | | | | | | | |
| Quantity 1: No. of complaints and grievances resolved or acted upon | 3-01-01-0001 | 5016 | 5016 | 5016 | 5016 | 20064 | 9367 | 9891 | 11130 | 7400 | 37788 | 17724 | |
| Quantity 2: No. of fact-finding investigations completed | 3-01-01-0002 | 1069 | 1069 | 1069 | 1068 | 4275 | 1481 | 898 | 1304 | 725 | 4408 | 133 | |
| Quantity 3: No. of preliminary investigations completed and approved | 3-01-01-0003 | 916 | 916 | 916 | 916 | 3664 | 962 | 923 | 626 | 849 | 3360 | -304 | |
| Quality: Percentage of investigations conducted resulting in the institution of criminal and/or administrative cases | 3-01-01-0004 | 17.05% | 17.05% | 17.05% | 17.05% | 17.05% | 23.63% | 15.37% | 18.79% | 26.10% | 26.10% | 9.05% | |
| Timeliness: Percentage of investigations completed or conducted within one year | 3-01-01-0005 | 16.75% | 16.75% | 16.75% | 16.75% | 16.75% | 29.52% | 23.29% | 31.31% | 28.40% | 28.40% | 11.65% | |
| Performance Indicator (Set 2): Enforcement | 3-01-02-0000 | | | | | | | | | | | | |
| Quantity 1: No. of administrative cases adjudicated | 3-01-02-0001 | 992 | 992 | 991 | 991 | 3966 | 836 | 970 | 620 | 872 | 3298 | -668 | |
| Quantity 2: No. of criminal/civil cases prosecuted in Sandiganbayan (including pending / active cases) - Running Total | 3-01-02-0002 | 705 | 705 | 705 | 706 | 2821 | 3306 | 3592 | 3910 | 4581 | 4581 | 1760 | |
| Quality 1: Percentage of decisions in appealed administrative decisions that have been affirmed by the appellate courts | 3-01-02-0003 | 85.05% | 85.05% | 85.05% | 85.05% | 85.05% | 87.04% | 87.16% | 82.98% | 85.81% | 85.81% | 0.76% | |
| Quality 2: Percentage of decided cases not resulting in quashal, outright dismissal, or demurrer to evidence (Sandiganbayan) | 3-01-02-0004 | 88.65% | 88.65% | 88.65% | 88.65% | 88.65% | 85.71% | 94.44% | 82.89% | 83.20% | 83.20% | -5.45% | |
| Timeliness: Percentage of administrative cases adjudicated within one year | 3-01-02-0005 | 15.05% | 15.05% | 15.05% | 15.05% | 15.05% | 39.47% | 28.76% | 40.32% | 35.00% | 35.00% | 19.95% | |

Prepared By:


FRANCIS GABRIEL C. MAYORALGO
Planning Officer III, PBD


CHRISTOPHER B. LIM
Chief Administrative Officer, PBD

In coordination with:


WEOMARK RYAN G. LAYSON
Assistant Ombudsman, FMIO

Approved by:


CONCHITA CARPIO MORALES
Ombudsman