

QUARTERLY PHYSICAL REPORT OF OPERATION
As of December 31, 2022

Department: Office of the Ombudsman
Agency
Operating Unit
Organization Code (UACS)

	Current year Appropriations
	Supplemental Appropriations
	Continuing Appropriations
	Off-Budget Account

Particulars	UACS PREXC	Physical Targets					Physical Accomplishments					Variance as of December 31	Remarks
		1st Quarter	2nd Quarter	3rd Quarter	4th Quarter	Total 7=(3+4+5+6)	1st Quarter	2nd Quarter	3rd Quarter	4th Quarter	Total 12=(8+9+10+11)		
1	2	3	4	5	6	7	8	9	10	11	12	13	14
Part A.													
I. Operations	3000000000000000												
<u>Organizational Outcome: Reduced Incidence and Impact of corruption and red tape</u>	3100000000000000												
ANTI-CORRUPTION INVESTIGATION PROGRAM	3101000000000000												
<u>Outcome Indicators</u>													
1. Percentage of completed fact-finding investigations and lifestyle checks resulting in the filing of criminal and/or administrative cases	310100100001000	8.02%	8.02%	8.02%	8.02%	8.02%	40.09%	17.21%	15.77%	17.40%	20.10%	12.08%	
<i>N: Number of completed investigations resulting in criminal or admin case</i>							93	74	79	79	325		
<i>D: Number of completed investigations</i>							232	430	501	454	1617		
<u>Output Indicators</u>													
2. Percentage of fact-finding investigations and lifestyle checks completed	310100100001000	20.52%	20.52%	20.52%	20.52%	20.52%	9.56%	23.72%	39.00%	50.28%	50.28%	29.76%	
<i>N: Number of completed investigations</i>							232	662	1163	1617	1617		
<i>D: Total fact-finding case workload</i>							2,426	2791	2982	3216	3216		
3. Percentage of criminal and forfeiture cases investigated and resolved	310100100002000	40.02%	40.02%	40.02%	40.02%	40.02%	12.20%	29.15%	39.72%	50.87%	50.87%	10.85%	
<i>N: Number of criminal and forfeiture cases resolved</i>							93	418	750	1,084	1,084		
<i>D: Total criminal and forfeiture case workload</i>							762	1434	1888	2,131	2,131		

QUARTERLY PHYSICAL REPORT OF OPERATION
As of December 31, 2022

Department: Office of the Ombudsman
Agency
Operating Unit
Organization Code (UACS)

	Current year Appropriations
	Supplemental Appropriations
	Continuing Appropriations
	Off-Budget Account


Particulars	UACS PREXC	Physical Targets					Physical Accomplishments					Variance as of December 31	Remarks
		1st Quarter	2nd Quarter	3rd Quarter	4th Quarter	Total 7=(3+4+5+6)	1st Quarter	2nd Quarter	3rd Quarter	4th Quarter	Total 12=(8+9+10+11)		
1	2	3	4	5	6	7	8	9	10	11	12	13	14
4. Percentage of criminal and forfeiture cases investigated and resolved within a one-year period <i>N: Number of criminal and forfeiture cases resolved within one year</i> <i>D: TNumber of criminal and forfeiture cases resolved</i>	310100100002000	17.02%	17.02%	17.02%	17.02%	17.02%	66.67%	68.92%	75.30%	78.14%	73.52%	56.50%	
							62	224	250	261	797		
							93	325	332	334	1084		
ANTI-CORRUPTION ENFORCEMENT PROGRAM <u>Outcome Indicators</u>	3102000000000000												
5. Percentage of criminal and civil cases tried in court not resulting in an approved demurrer to evidence <i>N: Number of criminal and civil cases tried in court not resulting in approved demurrer</i> <i>D: Number of criminal and civil cases with motion to demur</i>	310200100002000	12.02%	12.02%	12.02%	12.02%	12.02%	153.33%	107.14%	39.69%	30.77%	45.05%	33.03%	
							23	15	102	24	164		
							15	14	257	78	364		
6. Percentage of criminal and civil cases decided by the court resulting in conviction of at least 1 accused <i>N: Number of decided criminal and civil cases resulting in conviction of at least 1 accused</i> <i>D: Total number of decided criminal and civil cases</i>	310200100002000	25.02%	25.02%	25.02%	25.02%	25.02%	37.88%	36.68%	27.27%	30.63%	31.06%	6.04%	
							25	84	120	49	278		
							66	229	440	160	895		
<u>Output Indicators</u>													
7. Percentage of administrative cases adjudicated <i>N: Number of administrative cases adjudicated</i> <i>D: Total administrative case workload</i>	310200100001000	40.02%	40.02%	40.02%	40.02%	40.02%	12.36%	29.08%	40.03%	52.08%	52.08%	12.06%	
							90	410	747	1088	1,088		
							728	1410	1866	2089	2,089		
8. Percentage of administrative cases adjudicated within a one-year period	310200100001000	16.02%	16.02%	16.02%	16.02%	16.02%	63.33%	71.56%	79.82%	80.65%	76.29%	60.27%	


QUARTERLY PHYSICAL REPORT OF OPERATION
As of December 31, 2022


Department: Office of the Ombudsman
Agency
Operating Unit
Organization Code (UACS)


	Current year Appropriations
	Supplemental Appropriations
	Continuing Appropriations
	Off-Budget Account

Particulars	UACS PREXC	Physical Targets					Physical Accomplishments					Variance as of December 31	Remarks
		1st Quarter	2nd Quarter	3rd Quarter	4th Quarter	Total 7=(3+4+5+6)	1st Quarter	2nd Quarter	3rd Quarter	4th Quarter	Total 12=(8+9+10+11)		
1	2	3	4	5	6		8	9	10	11		13	14
D: Total number of beneficiaries who rated the program							15	1014	2291	1885	5205		
Output Indicators													
12. Number of integrity and anti-corruption advocates capacitated and mobilized Total number of external stakeholders trained under the Integrity, Transparency and Accountability in Public Service (ITAPS) Program and other integrity promotion programs	310400100001000	1,252	1,252	1,253	1,253	5,010	194	1394	3381	1821	6790	1,780	

Prepared By:

FRANCIS GABRIEL C. MAYORALGO
Planning Officer III, PBD


CHRISTOPHER B. LIM
Chief Administrative Officer, PBD

In coordination with:

WEOMARK RYAN G. LAYSON
Assistant Ombudsman, FMIO

Approved by:

SAMUEL R. MARTIRES
Ombudsman