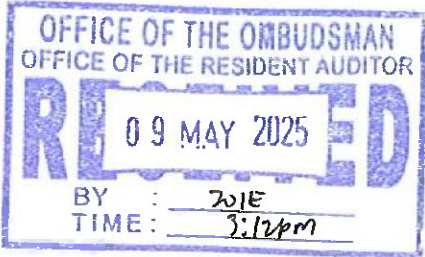


QUARTERLY PHYSICAL REPORT OF OPERATION
As of March 31, 2025



BAR No. 1

Department: Office of the Ombudsman
Agency
Operating Unit
Organization Code (UACS)

	Current year Appropriations
	Supplemental Appropriations
	Continuing Appropriations
	Off-Budget Account

Particulars	UACS PREXC	Physical Targets					Physical Accomplishments					Variance as of March 31	Remarks
		1st Quarter	2nd Quarter	3rd Quarter	4th Quarter	Total 7=(3+4+5+6)	1st Quarter	2nd Quarter	3rd Quarter	4th Quarter	Total 12=(8+9+10+11)		
1	2	3	4	5	6		8	9	10	11		13	14
Part A.													
I. Operations	3000000000000000												
<u>Organizational Outcome: Reduced Incidence and Impact of corruption and red tape</u>	3100000000000000												
<u>ANTI-CORRUPTION INVESTIGATION PROGRAM</u>	3101000000000000												
<u>Outcome Indicators</u>													
1. Percentage of completed case build-up reports and fact-finding investigations and/or lifestyle checks resulting in the filing of criminal and/or administrative cases N: Number of completed investigations resulting in criminal or admin case D: Number of completed investigations	310100100001000	10.00%	10.00%	10.00%	10.00%	✓ 10.00%	19.48%				19.48%	9.48%	
							45 231				45 231		
<u>Output Indicators</u>													
2. Percentage of case build-up reports and fact-finding investigations and/or lifestyle checks completed N: Number of completed investigations D: Total fact-finding case workload	310100100001000	21.00%	21.00%	21.00%	21.00%	✓ 21.00%	14.79%				14.79%	-6.21%	cumulative
							231 1,562				231 1,562		
3. Percentage of criminal and forfeiture cases investigated and resolved N: Number of criminal and forfeiture cases resolved D: Total criminal and forfeiture case workload	310100100002000	41.00%	41.00%	41.00%	41.00%	✓ 41.00%	18.86%				18.86%	-22.14%	cumulative
							231 1,225				231 1,225		

QUARTERLY PHYSICAL REPORT OF OPERATION

As of March 31, 2025

Department: Office of the Ombudsman
 Agency
 Operating Unit
 Organization Code (UACS)

	Current year Appropriations
	Supplemental Appropriations
	Continuing Appropriations
	Off-Budget Account

Particulars	UACS PREXC	Physical Targets					Physical Accomplishments					Variance as of March 31	Remarks
		1st Quarter	2nd Quarter	3rd Quarter	4th Quarter	Total 7=(3+4+5+6)	1st Quarter	2nd Quarter	3rd Quarter	4th Quarter	Total 12=(8+9+10+11)		
1	2	3	4	5	6		8	9	10	11		13	14
4. Percentage of criminal and forfeiture cases investigated and resolved within a one-year period <i>N: Number of criminal and forfeiture cases resolved within one year</i> <i>D: Total Number of criminal and forfeiture cases resolved</i>	310100100002000	26.00%	26.00%	26.00%	26.00%	✓ 26.00%	81.39%				81.39%	55.39%	cumulative
							188				188		
							231				231		
ANTI-CORRUPTION ENFORCEMENT PROGRAM <u>Outcome Indicators</u>	310200000000000												
5. Percentage of criminal and civil cases tried in court not resulting in an approved demurrer to evidence <i>N: Number of criminal and civil cases tried in court not resulting in approved demurrer</i> <i>D: Number of criminal and civil cases with motion to demur</i>	310200100002000	21.00%	21.00%	21.00%	21.00%	✓ 21.00%	100.00%				100.00%	79.00%	
							18				18		
							18				18		
6. Percentage of criminal and civil cases decided by the court resulting in conviction of at least 1 accused <i>N: Number of decided criminal and civil cases resulting in conviction of at least 1 accused</i> <i>D: Total number of decided criminal and civil cases</i>	310200100002000	28.00%	28.00%	28.00%	28.00%	✓ 28.00%	66.84%				66.84%	38.84%	
							125				125		
							187				187		
<u>Output Indicators</u>													
7. Percentage of administrative cases adjudicated <i>N: Number of administrative cases adjudicated</i> <i>D: Total administrative case workload</i>	310200100001000	41.00%	41.00%	41.00%	41.00%	✓ 41.00%	17.89%				17.89%	-23.11%	cumulative
							255				255		
							1,425				1,425		

QUARTERLY PHYSICAL REPORT OF OPERATION
As of March 31, 2025

Department: Office of the Ombudsman
Agency
Operating Unit
Organization Code (UACS)

	Current year Appropriations
	Supplemental Appropriations
	Continuing Appropriations
	Off-Budget Account


Pariculars	UACS PREXC	Physical Targets					Physical Accomplishments					Variance as of March 31	Remarks
		1st Quarter	2nd Quarter	3rd Quarter	4th Quarter	Total 7=(3+4+5+6)	1st Quarter	2nd Quarter	3rd Quarter	4th Quarter	Total 12=(8+9+10+11)		
1	2	3	4	5	6	7	8	9	10	11	12	13	14
8. Percentage of administrative cases adjudicated within a one-year period <i>N: Number of administrative cases adjudicated within one year</i> <i>D: Number of administrative cases adjudicated</i>	310200100001000	27.00%	27.00%	27.00%	27.00%	✓27.00%	83.53%				83.53%	✓56.53%	cumulative
							213 255				213 255		
OMBUDSMAN PUBLIC ASSISTANCE PROGRAM <u>Outcome Indicator</u>	3103000000000000												
9. Percentage of frontline service feedback with a rating of at least very satisfactory <i>N: Number of accomplished feedback forms with a rating of Very Satisfactory and Excellent</i> <i>D: Total number of accomplished feedback forms</i>	310300100001000	81.00%	81.00%	81.00%	81.00%	✓81.00%	98.49%				98.49%	✓17.49%	
							9,648 9,796				9,648 9,796		
<u>Output Indicator</u>													
10. Percentage of requests for assistance and grievances resolved or acted upon within the prescribed time <i>N: Number of requests for assistance and grievances resolved or acted upon within a 90-day period from receipt by the Action Officer</i> <i>D: Total requests and grievance case workload</i>	310300100001000	78.00%	78.00%	78.00%	78.00%	✓78.00%	96.60%				96.60%	✓18.60%	
							682 706				682 706		

QUARTERLY PHYSICAL REPORT OF OPERATION
As of March 31, 2025


Department: Office of the Ombudsman
Agency
Operating Unit
Organization Code (UACS)


	Current year Appropriations
	Supplemental Appropriations
	Continuing Appropriations
	Off-Budget Account

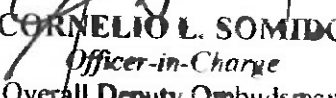
Pariculars	UACS PREXC	Physical Targets					Physical Accomplishments					Variance as of March 31	Remarks
		1st Quarter	2nd Quarter	3rd Quarter	4th Quarter	Total 7=(3+4+5+6)	1st Quarter	2nd Quarter	3rd Quarter	4th Quarter	Total 12=(8+9+10+11)		
1	2	3	4	5	6	7	8	9	10	11	12	13	14
CORRUPTION PREVENTION PROGRAM <u>Outcome Indicator</u> 11. Percentage of satisfied integrity promotion program / beneficiaries N: Number of integrity promotion program beneficiaries who rated the program as Very Satisfactory or Excellent D: Total number of beneficiaries who rated the program	3104000000000000 310400100001000					✓81.00%	98.80%				98.80%	✓17.80%	
							2,471				2,471		
							2,501				2,501		
<u>Output Indicators</u>													
12. Number of integrity and anti-corruption advocates capacitated and mobilized Total number of external stakeholders trained under the Integrity, Transparency and Accountability in Public Service (ITAPS) Program and other integrity promotion programs	310400100001000	1,500	1,500	1,500	1,500	✓6,000	3,540				3,540	2,040	

Prepared By:

FRANCIS GABRIEL C. MAYORALGO
Planning Officer III, PBD


CHRISTOPHER B. LIM
Acting Director II, FMS

In coordination with:

ADORIE T. CORNITO
Officer-in-Charge FMIO

Approved by:

SAMUEL R. MARTIRES
Ombudsman


CORNELIO L. SOMIDO
Officer-in-Charge
Overall Deputy Ombudsman
for Finance and Administrative Matters
(per Office Order No. 221, series of 2024)
