

QUARTERLY PHYSICAL REPORT OF OPERATION
As of March 31, 2019

Department: Office of the Ombudsman
Agency
Operating Unit
Organization Code (UACS)

	Current year Appropriations
	Supplemental Appropriations
	Continuing Appropriations
	Off-Budget Account

Particulars	UACS PREXC	Physical Targets					Physical Accomplishments					Variance as of March 31	Remarks
		1st Quarter	2nd Quarter	3rd Quarter	4th Quarter	Total	1st Quarter	2nd Quarter	3rd Quarter	4th Quarter	Total		
1	2	3	4	5	6	7=(3+4+5+6)	8	9	10	11	12=(8+9+10+11)	13	14
Part A.													
I. Operations	3000000000000000												
Organizational Outcome: Reduced Incidence and Impact of corruption and red tape	3100000000000000												
ANTI-CORRUPTION INVESTIGATION PROGRAM	3101000000000000												
<i>Outcome Indicators</i>													
1. Percentage of completed fact-finding investigations and lifestyle checks resulting in the filing of criminal and/or administrative cases <i>N: Number of completed investigations resulting in criminal or admin case</i> <i>D: Number of completed investigations</i>	310100100001000	17.88%	17.88%	17.88%	17.88%	17.88%	21.01%				21.01%	3.13%	
							54				54		
							257				257		
2. Percentage of criminal and civil cases filed in court not resulting in quashal of information or outright dismissal of case <i>N: Total number of information filed in court not resulting in quashal or outright dismissal</i> <i>D: Total number of information filed in court</i>	310100100002000	86.00%	86.00%	86.00%	86.00%	86.00%	99.60%				99.60%	13.60%	
							1494				1494		
							1500				1500		
<i>Output Indicators</i>													
3. Percentage of fact-finding investigations and lifestyle checks completed <i>N: Number of completed investigations</i> <i>D: Total fact-finding case workload</i>	310100100001000	20.00%	20.00%	20.00%	20.00%	20.00%	6.58%				6.58%	-13.42%	
							257				257		
							3,906				3,906		

QUARTERLY PHYSICAL REPORT OF OPERATION
As of March 31, 2019

Department: Office of the Ombudsman
Agency
Operating Unit
Organization Code (UACS)

	Current year Appropriations
	Supplemental Appropriations
	Continuing Appropriations
	Off-Budget Account

Particulars	UACS PREXC	Physical Targets					Physical Accomplishments					Variance as of March 31	Remarks
		1st Quarter	2nd Quarter	3rd Quarter	4th Quarter	Total	1st Quarter	2nd Quarter	3rd Quarter	4th Quarter	Total		
1	2	3	4	5	6	7=(3+4+5+6)	8	9	10	11	12=(8+9+10+11)	13	14
4. Percentage of criminal and forfeiture cases investigated and resolved <i>N: Number of criminal and forfeiture cases resolved</i> <i>D: Total criminal and forfeiture case workload</i>	310100100002000	40.00%	40.00%	40.00%	40.00%	40.00%	10.07%				10.07%	-29.93%	
							221				221		
							2,195				2,195		
5. Percentage of criminal and forfeiture cases investigated and resolved within a one-year period <i>N: Number of criminal and forfeiture cases resolved within one year</i> <i>D: TNumber of criminal and forfeiture cases resolved</i>	310100100002000	17.00%	17.00%	17.00%	17.00%	17.00%	62.90%				62.90%	45.90%	
							139				139		
							221				221		
ANTI-CORRUPTION ENFORCEMENT PROGRAM <u>Outcome Indicators</u>	310200000000000												
6. Percentage of criminal and civil cases tried in court not resulting in an approved demurrer to evidence <i>N: Number of criminal and civil cases tried in court not resulting in approved demurrer</i> <i>D: Number of criminal and civil cases with motion to demur</i>	310200100002000	10.00%	10.00%	10.00%	10.00%	10.00%	55.93%				55.93%	45.93%	
							66				66		
							118				118		
7. Percentage of criminal and civil cases decided by the court resulting in conviction of at least 1 accused <i>N: Number of decided criminal and civil cases resulting in conviction of at least 1 accused</i> <i>D: Total number of decided criminal and civil cases</i>	310200100002000	25.00%	25.00%	25.00%	25.00%	25.00%	73.65%				73.65%	48.65%	
							204				204		
							277				277		

QUARTERLY PHYSICAL REPORT OF OPERATION
As of March 31, 2019

Department: Office of the Ombudsman
Agency
Operating Unit
Organization Code (UACS)

	Current year Appropriations
	Supplemental Appropriations
	Continuing Appropriations
	Off-Budget Account

Particulars	UACS PREXC	Physical Targets					Physical Accomplishments					Variance as of March 31	Remarks
		1st Quarter	2nd Quarter	3rd Quarter	4th Quarter	Total	1st Quarter	2nd Quarter	3rd Quarter	4th Quarter	Total		
1	2	3	4	5	6	7=(3+4+5+6)	8	9	10	11	12=(8+9+10+11)	13	14
8. Percentage of decisions in appealed administrative cases affirmed by the appellate courts <i>N: Number of appealed decisions in administrative cases affirmed by the appellate courts</i> <i>D: Total number of appealed administrative cases</i>	310200100003000	85.10%	85.10%	85.10%	85.10%	85.10%	89.40%					89.40%	4.30%
							135					135	
							151					151	
<u>Output Indicators</u>													
9. Percentage of administrative cases adjudicated <i>N: Number of administrative cases adjudicated</i> <i>D: Total administrative case workload</i>	310200100001000	40.00%	40.00%	40.00%	40.00%	40.00%	10.00%					10.00%	-30.00%
							244					244	
							2,440					2,440	
10. Percentage of administrative cases adjudicated within a one-year period <i>N: Number of administrative cases adjudicated within one year</i> <i>D: Number of administrative cases adjudicated</i>	310200100001000	16.00%	16.00%	16.00%	16.00%	16.00%	65.98%					65.98%	49.98%
							161					161	
							244					244	
OMBUDSMAN PUBLIC ASSISTANCE PROGRAM <u>Outcome Indicator</u>	310300000000000												
11. Percentage of frontline service feedback with a rating of at least very satisfactory <i>N: Number of accomplished feedback forms with a rating of Very Satisfactory and Excellent</i> <i>D: Total number of accomplished feedback forms</i>	310300100001000	75.00%	75.00%	75.00%	75.00%	75.00%	97.28%					97.28%	22.28%
							3,363					3363	
							3,457					3457	
<u>Output Indicator</u>													
12. Percentage of requests for assistance and grievances resolved or acted upon within the prescribed time	310300100001000	77.00%	77.00%	77.00%	77.00%	77.00%	96.85%					96.85%	19.85%


QUARTERLY PHYSICAL REPORT OF OPERATION
As of March 31, 2019


Department: Office of the Ombudsman
Agency
Operating Unit
Organization Code (UACS)

	Current year Appropriations
	Supplemental Appropriations
	Continuing Appropriations
	Off-Budget Account

Particulars	UACS PREXC	Physical Targets					Physical Accomplishments					Variance as of March 31	Remarks
		1st Quarter	2nd Quarter	3rd Quarter	4th Quarter	Total	1st Quarter	2nd Quarter	3rd Quarter	4th Quarter	Total		
1	2	3	4	5	6	7=(3+4+5+6)	8	9	10	11	12=(8+9+10+11)	13	14
15. Number of integrity and anti-corruption advocates capacitated and mobilized Total number of external stakeholders trained under the Integrity, Transparency and Accountability in Public Service (ITAPS) Program and other integrity promotion programs	310400100001000	2,250	2,250	2,250	2,250	9,000	3590				3590	1340	

Prepared By:



FRANCIS GABRIEL C. MAYORALGO
Planning Officer III, PBD


CHRISTOPHER B. LIM
Chief Administrative Officer, PBD

In coordination with:


WEOMARK RYAN G. LAYSON
Assistant Ombudsman, FMIO

Approved by:


SAMUEL R. MARTIRES
Ombudsman