

QUARTERLY PHYSICAL REPORT OF OPERATION

As of March 31, 2020

Department: Office of the Ombudsman
 Agency
 Operating Unit
 Organization Code (UACS)

	Current year Appropriations
	Supplemental Appropriations
	Continuing Appropriations
	Off-Budget Account

Pariculars	UACS PREXC	Physical Targets					Physical Accomplishments					Variance as of March 31	Remarks
		1st Quarter	2nd Quarter	3rd Quarter	4th Quarter	Total 7=(3+4+5+6)	1st Quarter	2nd Quarter	3rd Quarter	4th Quarter	Total 12=(8+9+10+11)		
1	2	3	4	5	6	7	8	9	10	11	12	13	14
Part A.													
I. Operations	3000000000000000												
<u>Organizational Outcome: Reduced Incidence and Impact of corruption and red tape</u>	3100000000000000												
ANTI-CORRUPTION INVESTIGATION PROGRAM	3101000000000000												
<u>Outcome Indicators</u>													
1. Percentage of completed fact-finding investigations and lifestyle checks resulting in the filing of criminal and/or administrative cases	310100100001000	8.00%	8.00%	8.00%	8.00%	✓ 8.00%	16.78%				16.78%	8.78%	
<i>N: Number of completed investigations resulting in criminal or admin case</i>							25				25		
<i>D: Number of completed investigations</i>							149				149		
<u>Output Indicators</u>													
2. Percentage of fact-finding investigations and lifestyle checks completed	310100100001000	20.50%	20.50%	20.50%	20.50%	✓ 20.50%	5.03%				5.03%	-15.47%	
<i>N: Number of completed investigations</i>							149				149		
<i>D: Total fact-finding case workload</i>							2,963				2,963		
3. Percentage of criminal and forfeiture cases investigated and resolved	310100100002000	40.00%	40.00%	40.00%	40.00%	✓ 40.00%	18.81%				18.81%	-21.19%	
<i>N: Number of criminal and forfeiture cases resolved</i>							111				111		
<i>D: Total criminal and forfeiture case workload</i>							590				590		
4. Percentage of criminal and forfeiture cases investigated and resolved within a one-year period	310100100002000	17.00%	17.00%	17.00%	17.00%	✓ 17.00%	72.07%				72.07%	55.07%	

QUARTERLY PHYSICAL REPORT OF OPERATION
As of March 31, 2020

Department: Office of the Ombudsman
Agency
Operating Unit
Organization Code (UACS)

	Current year Appropriations
	Supplemental Appropriations
	Continuing Appropriations
	Off-Budget Account

Particulars	UACS PREXC	Physical Targets					Physical Accomplishments					Variance as of March 31	Remarks
		1st Quarter	2nd Quarter	3rd Quarter	4th Quarter	Total 7=(3+4+5+6)	1st Quarter	2nd Quarter	3rd Quarter	4th Quarter	Total 12=(8+9+10+11)		
1	2	3	4	5	6		8	9	10	11		13	14
<i>N: Number of criminal and forfeiture cases resolved within one year</i> <i>D: TNumber of criminal and forfeiture cases resolved</i>							80 111				80 111		
ANTI-CORRUPTION ENFORCEMENT PROGRAM <u>Outcome Indicators</u>	3102000000000000												
5. Percentage of criminal and civil cases tried in court not resulting in an approved demurrer to evidence <i>N: Number of criminal and civil cases tried in court not resulting in approved demurrer</i> <i>D: Number of criminal and civil cases with motion to demur</i>	310200100002000	12.00%	12.00%	12.00%	12.00%	✓12.00%	87.65% ✓ 149 170				87.65% ✓ 149 170	75.65% ✓	
6. Percentage of criminal and civil cases decided by the court resulting in conviction of at least 1 accused <i>N: Number of decided criminal and civil cases resulting in conviction of at least 1 accused</i> <i>D: Total number of decided criminal and civil cases</i>	310200100002000	25.00%	25.00%	25.00%	25.00%	✓25.00%	70.17% ✓ 207 295				70.17% ✓ 207 295	45.17% ✓	
<u>Output Indicators</u>													
7. Percentage of administrative cases adjudicated <i>N: Number of administrative cases adjudicated</i> <i>D: Total administrative case workload</i>	310200100001000	40.00%	40.00%	40.00%	40.00%	✓40.00%	19.50% ✓ 133 682				19.50% ✓ 133 682	-20.50%	✓
8. Percentage of administrative cases adjudicated within a one-year period <i>N: Number of administrative cases adjudicated within one year</i> <i>D: Number of administrative cases adjudicated</i>	310200100001000	16.00%	16.00%	16.00%	16.00%	✓16.00%	72.93% ✓ 97 133				72.93% ✓ 97 133	56.93% ✓	

QUARTERLY PHYSICAL REPORT OF OPERATION

As of March 31, 2020

Department: Office of the Ombudsman

Agency

Operating Unit

Organization Code (UACS)

	Current year Appropriations
	Supplemental Appropriations
	Continuing Appropriations
	Off-Budget Account

Particulars	UACS PREXC	Physical Targets					Physical Accomplishments					Variance as of March 31	Remarks
		1st Quarter	2nd Quarter	3rd Quarter	4th Quarter	Total 7=(3+4+5+6)	1st Quarter	2nd Quarter	3rd Quarter	4th Quarter	Total 12=(8+9+10+11)		
1	2	3	4	5	6		8	9	10	11		13	14
OMBUDSMAN PUBLIC ASSISTANCE PROGRAM	3103000000000000												
<u>Outcome Indicator</u>													
9. Percentage of frontline service feedback with a rating of at least very satisfactory	310300100001000	80.00%	80.00%	80.00%	80.00%	✓ 80.00%	98.36%	✓			98.36%	18.36%	✓
N: Number of accomplished feedback forms with a rating of Very Satisfactory and Excellent							1,081				1081		
D: Total number of accomplished feedback forms							1,099				1099		
<u>Output Indicator</u>													
10. Percentage of requests for assistance and grievances resolved or acted upon within the prescribed time	310300100001000	77.00%	77.00%	77.00%	77.00%	✓ 77.00%	92.97%	✓			92.97%	15.97%	✓
N: Number of requests for assistance and grievances resolved or acted upon within a 90-day period from receipt by the Action Officer							119				119		
D: Total requests and grievance case workload							128				128		
CORRUPTION PREVENTION PROGRAM	3104000000000000												
<u>Outcome Indicator</u>													
11. Percentage of satisfied integrity promotion program beneficiaries	310400100001000	80.00%	80.00%	80.00%	80.00%	✓ 80.00%	99.64%	✓			99.64%	19.64%	✓
N: Number of integrity promotion program beneficiaries who rated the program as Very Satisfactory or Excellent							554				554		
D: Total number of beneficiaries who rated the program							556				556		


QUARTERLY PHYSICAL REPORT OF OPERATION
As of March 31, 2020


Department: Office of the Ombudsman
Agency
Operating Unit
Organization Code (UACS)

	Current year Appropriations
	Supplemental Appropriations
	Continuing Appropriations
	Off-Budget Account


Particulars	UACS PREXC	Physical Targets					Physical Accomplishments					Variance as of March 31	Remarks
		1st Quarter	2nd Quarter	3rd Quarter	4th Quarter	Total 7=(3+4+5+6)	1st Quarter	2nd Quarter	3rd Quarter	4th Quarter	Total 12=(8+9+10+11)		
1	2	3	4	5	6		8	9	10	11		13	14
<u>Output Indicator</u>													
12. Number of integrity and anti-corruption advocates capacitated and mobilized Total number of external stakeholders trained under the Integrity, Transparency and Accountability in Public Service (ITAPS) Program and other integrity promotion programs	310400100001000	2,500	2,500	2,500	2,500	10,000	700 ✓				700 ✓	(1,800) ✓	

Prepared By:



FRANCIS GABRIEL C. MAYORALGO
Planning Officer III, PBD


CHRISTOPHER B. LIM
Chief Administrative Officer, PBD

In coordination with:


WEOMARK RYAN G. LAYSON
Assistant Ombudsman, FMIO

Approved by:


SAMUEL R. MARTIRES
Ombudsman