

QUARTERLY PHYSICAL REPORT OF OPERATION  
As of June 30, 2021

Department: Office of the Ombudsman  
Agency  
Operating Unit  
Organization Code (UACS)

	Current year Appropriations
	Supplemental Appropriations
	Continuing Appropriations
	Off-Budget Account

Pariculars	UACS PREXC	Physical Targets					Physical Accomplishments					Variance as of June 30	Remarks
		1st Quarter	2nd Quarter	3rd Quarter	4th Quarter	Total	1st Quarter	2nd Quarter	3rd Quarter	4th Quarter	Total		
1	2	3	4	5	6	7=(3+4+5+6)	8	9	10	11	12=(8+9+10+11)	13	14
Part A.													
I. Operations	3000000000000000												
<u>Organizational Outcome: Reduced Incidence and Impact of corruption and red tape</u>	3100000000000000												
<b>ANTI-CORRUPTION INVESTIGATION PROGRAM</b>	3101000000000000												
<u>Outcome Indicators</u>													
1. Percentage of completed fact-finding investigations and lifestyle checks resulting in the filing of criminal and/or administrative cases	310100100001000	8.01%	8.01%	8.01%	8.01%	8.01%	14.77%	14.49%			14.67%	6.66%	
<i>N: Number of completed investigations resulting in criminal or admin case</i>							35	20			55		
<i>D: Number of completed investigations</i>							237	138			375		
<u>Output Indicators</u>													
2. Percentage of fact-finding investigations and lifestyle checks completed	310100100001000	20.51%	20.51%	20.51%	20.51%	20.51%	9.09%	5.60%			13.88%	-6.63%	
<i>N: Number of completed investigations</i>							237	138			375		
<i>D: Total fact-finding case workload</i>							2,606	2,465			2,702		
3. Percentage of criminal and forfeiture cases investigated and resolved	310100100002000	40.01%	40.01%	40.01%	40.01%	40.01%	23.91%	12.65%			27.74%	-12.27%	
<i>N: Number of criminal and forfeiture cases resolved</i>							170	103			273		
<i>D: Total criminal and forfeiture case workload</i>							711	814			984		

QUARTERLY PHYSICAL REPORT OF OPERATION  
As of June 30, 2021

Department: Office of the Ombudsman  
Agency  
Operating Unit  
Organization Code (UACS)

	Current year Appropriations
	Supplemental Appropriations
	Continuing Appropriations
	Off-Budget Account

Pariculars	UACS PREXC	Physical Targets					Physical Accomplishments					Variance as of June 30	Remarks
		1st Quarter	2nd Quarter	3rd Quarter	4th Quarter	Total	1st Quarter	2nd Quarter	3rd Quarter	4th Quarter	Total		
1	2	3	4	5	6	7=(3+4+5+6)	8	9	10	11	12=(8+9+10+11)	13	14
4. Percentage of criminal and forfeiture cases investigated and resolved within a one-year period <i>N: Number of criminal and forfeiture cases resolved within one year</i> <i>D: TNumber of criminal and forfeiture cases resolved</i>	310100100002000	17.01%	17.01%	17.01%	17.01%	17.01%	8.82%	30.10%			16.85%	-0.16%	
							15	31			46		
							170	103			273		
<b>ANTI-CORRUPTION ENFORCEMENT PROGRAM</b> <u>Outcome Indicators</u>	310200000000000												
5. Percentage of criminal and civil cases tried in court not resulting in an approved demurrer to evidence <i>N: Number of criminal and civil cases tried in court not resulting in approved demurrer</i> <i>D: Number of criminal and civil cases with motion to demur</i>	310200100002000	12.01%	12.01%	12.01%	12.01%	12.01%	70.00%	100.00%			90.32%	78.31%	
							7	21			28		
							10	21			31		
6. Percentage of criminal and civil cases decided by the court resulting in conviction of at least 1 accused <i>N: Number of decided criminal and civil cases resulting in conviction of at least 1 accused</i> <i>D: Total number of decided criminal and civil cases</i>	310200100002000	25.01%	25.01%	25.01%	25.01%	25.01%	61.49%	40.24%			53.91%	28.90%	
							91	33			124		
							148	82			230		
<u>Output Indicators</u>													
7. Percentage of administrative cases adjudicated <i>N: Number of administrative cases adjudicated</i> <i>D: Total administrative case workload</i>	310200100001000	40.01%	40.01%	40.01%	40.01%	40.01%	23.94%	12.20%			28.35%	-11.66%	
							181	98			279		
							756	803			984		
8. Percentage of administrative cases adjudicated within a one-year period	310200100001000	16.01%	16.01%	16.01%	16.01%	16.01%	12.15%	30.61%			18.64%	2.63%	



QUARTERLY PHYSICAL REPORT OF OPERATION  
As of June 30, 2021

Department: Office of the Ombudsman  
Agency  
Operating Unit  
Organization Code (UACS)

	Current year Appropriations
	Supplemental Appropriations
	Continuing Appropriations
	Off-Budget Account

Pariculars	UACS PREXC	Physical Targets					Physical Accomplishments					Variance as of June 30	Remarks
		1st Quarter	2nd Quarter	3rd Quarter	4th Quarter	Total	1st Quarter	2nd Quarter	3rd Quarter	4th Quarter	Total		
1	2	3	4	5	6	7=(3+4+5+6)	8	9	10	11	12=(8+9+10+11)	13	14
<i>N: Number of administrative cases adjudicated within one year</i> <i>D: Number of administrative cases adjudicated</i>							22	30			52		
							181	98			279		
<b>OMBUDSMAN PUBLIC ASSISTANCE PROGRAM</b> <u>Outcome Indicator</u> 9. Percentage of frontline service feedback with a rating of at least very satisfactory <i>N: Number of accomplished feedback forms with a rating of Very Satisfactory and Excellent</i> <i>D: Total number of accomplished feedback forms</i>	3103000000000000												
	310300100001000	80.01%	80.01%	80.01%	80.01%	80.01%	100.00%	96.98%			98.15%	18.14%	
							167	257			424		
							167	265			432		
<u>Output Indicator</u> 10. Percentage of requests for assistance and grievances resolved or acted upon within the prescribed time <i>N: Number of requests for assistance and grievances resolved or acted upon within a 90-day period from receipt by the Action Officer</i> <i>D: Total requests and grievance case workload</i>	310300100001000												
		77.01%	77.01%	77.01%	77.01%	77.01%	80.74%	86.36%			82.31%	5.30%	
							369	152			521		
							457	176			633		
<b>CORRUPTION PREVENTION PROGRAM</b> <u>Outcome Indicator</u> 11. Percentage of satisfied integrity promotion program beneficiaries <i>N: Number of integrity promotion program beneficiaries who rated the program as Very Satisfactory or Excellent</i>	3104000000000000												
	310400100001000	80.01%	80.01%	80.01%	80.01%	80.01%	0.00%	0.00%			0.00%	-80.01%	
							-	0			0		


QUARTERLY PHYSICAL REPORT OF OPERATION  
As of June 30, 2021


Department: Office of the Ombudsman  
Agency  
Operating Unit  
Organization Code (UACS)

	Current year Appropriations
	Supplemental Appropriations
	Continuing Appropriations
	Off-Budget Account


Particulars	UACS PREXC	Physical Targets					Physical Accomplishments					Variance as of June 30	Remarks
		1st Quarter	2nd Quarter	3rd Quarter	4th Quarter	Total	1st Quarter	2nd Quarter	3rd Quarter	4th Quarter	Total		
1	2	3	4	5	6	7=(3+4+5+6)	8	9	10	11	12=(8+9+10+11)	13	14
<i>D: Total number of beneficiaries who rated the program</i>							-	0			0		
<i>Output Indicators</i>													
12. Number of integrity and anti-corruption advocates capacitated and mobilized  Total number of external stakeholders trained under the Integrity, Transparency and Accountability in Public Service (ITAPS) Program and other integrity promotion programs	310400100001000	2,503	2,503	2,502	2,502	10,010	0	0			0	(10,010)	

Prepared By:


  
FRANCIS GABRIEL C. MAYORALGO  
Planning Officer III, PBD

  
CHRISTOPHER B. LIM  
Chief Administrative Officer, PBD

In coordination with:

  
WEOMARK RYAN G. LAYSON  
Assistant Ombudsman, FMIO

Approved by:

  
SAMUEL R. MARTIRES  
Ombudsman