

MONTHLY REPORT OF DISBURSEMENTS
For the month of March 2023



Department : Office of the Ombudsman
 Agency/Entity : Office of the Ombudsman
 Operating Unit : < not applicable >
 Organization Code (UACS) : 33 000 0000000
 Fund Cluster : 01 Regular Agency Fund

Particulars	Current Year Budget					Prior Year's Budget											SUB-TOTAL	Trust Liabilities				Grand Total					Remarks
	PS	MOOE	FinEx	CO	TOTAL	Prior Year's Accounts Payable				Current Year's Accounts Payable					TOTAL	PS		MOOE	CO	TOTAL	PS	MOOE	FinEx	CO	TOTAL		
						PS	MOOE	FinEx	CO	Sub-Total	PS	MOOE	FinEx	CO												Sub-Total	
1	2	3	4	5	6=(2+3+4+5)	7	8	9	10	11=(7+8+9+10)	12	13	14	15	16=(12+13+14+15)	17=(11+16)	18=(6+17)	19	20	21	22=(19+20+21)	23	24	25	26	27=(23+24+25+26)	28
CASH DISBURSEMENTS	440,597,165.66	119,359,535.87	0.00	0.00	559,956,701.53	0.00	0.00	0.00	0.00	0.00	0.00	0.00	0.00	0.00	0.00	0.00	559,956,701.53	0.00	0.00	0.00	0.00	440,597,165.66	119,359,535.87	0.00	0.00	559,956,701.53	
Notice of Cash Allocation (NCA)	440,597,165.66	119,359,535.87	0.00	0.00	559,956,701.53	0.00	0.00	0.00	0.00	0.00	0.00	0.00	0.00	0.00	0.00	0.00	559,956,701.53	0.00	0.00	0.00	0.00	440,597,165.66	119,359,535.87	0.00	0.00	559,956,701.53	
MDS Checks Issued	5,321,511.14	5,784,388.70	0.00	0.00	11,105,899.84	0.00	0.00	0.00	0.00	0.00	0.00	0.00	0.00	0.00	0.00	0.00	11,105,899.84	0.00	0.00	0.00	0.00	5,321,511.14	5,784,388.70	0.00	0.00	11,105,899.84	
Advice to Debit Account	435,275,654.52	113,575,147.17	0.00	0.00	548,850,801.69	0.00	0.00	0.00	0.00	0.00	0.00	0.00	0.00	0.00	0.00	0.00	548,850,801.69	0.00	0.00	0.00	0.00	435,275,654.52	113,575,147.17	0.00	0.00	548,850,801.69	
Notice of Transfer Allocations (NTA)	0.00	0.00	0.00	0.00	0.00	0.00	0.00	0.00	0.00	0.00	0.00	0.00	0.00	0.00	0.00	0.00	0.00	0.00	0.00	0.00	0.00	0.00	0.00	0.00	0.00	0.00	0.00
MDS Checks Issued	0.00	0.00	0.00	0.00	0.00	0.00	0.00	0.00	0.00	0.00	0.00	0.00	0.00	0.00	0.00	0.00	0.00	0.00	0.00	0.00	0.00	0.00	0.00	0.00	0.00	0.00	0.00
Advice to Debit Account	0.00	0.00	0.00	0.00	0.00	0.00	0.00	0.00	0.00	0.00	0.00	0.00	0.00	0.00	0.00	0.00	0.00	0.00	0.00	0.00	0.00	0.00	0.00	0.00	0.00	0.00	0.00
Working Fund for FAPs	0.00	0.00	0.00	0.00	0.00	0.00	0.00	0.00	0.00	0.00	0.00	0.00	0.00	0.00	0.00	0.00	0.00	0.00	0.00	0.00	0.00	0.00	0.00	0.00	0.00	0.00	0.00
Cash Disbursement Ceiling (CDC)	0.00	0.00	0.00	0.00	0.00	0.00	0.00	0.00	0.00	0.00	0.00	0.00	0.00	0.00	0.00	0.00	0.00	0.00	0.00	0.00	0.00	0.00	0.00	0.00	0.00	0.00	0.00
TOTAL CASH DISBURSEMENTS	440,597,165.66	119,359,535.87	0.00	0.00	559,956,701.53	0.00	0.00	0.00	0.00	0.00	0.00	0.00	0.00	0.00	0.00	0.00	559,956,701.53	0.00	0.00	0.00	0.00	440,597,165.66	119,359,535.87	0.00	0.00	559,956,701.53	
NON-CASH DISBURSEMENTS	12,838,033.15	740,969.18	0.00	0.00	13,579,002.33	0.00	0.00	0.00	0.00	0.00	0.00	0.00	0.00	0.00	0.00	0.00	13,579,002.33	0.00	0.00	0.00	0.00	12,838,033.15	740,969.18	0.00	0.00	13,579,002.33	
Tax Remittance Advices Issued (TRA)	12,838,033.15	740,969.18	0.00	0.00	13,579,002.33	0.00	0.00	0.00	0.00	0.00	0.00	0.00	0.00	0.00	0.00	0.00	13,579,002.33	0.00	0.00	0.00	0.00	12,838,033.15	740,969.18	0.00	0.00	13,579,002.33	
Non-Cash Availment Authority (NCAA)	0.00	0.00	0.00	0.00	0.00	0.00	0.00	0.00	0.00	0.00	0.00	0.00	0.00	0.00	0.00	0.00	0.00	0.00	0.00	0.00	0.00	0.00	0.00	0.00	0.00	0.00	0.00
Disbursements effected through outright deductions from claims (please specify)	0.00	0.00	0.00	0.00	0.00	0.00	0.00	0.00	0.00	0.00	0.00	0.00	0.00	0.00	0.00	0.00	0.00	0.00	0.00	0.00	0.00	0.00	0.00	0.00	0.00	0.00	0.00
Overpayment of expenses(e.g. personnel benefits)	0.00	0.00	0.00	0.00	0.00	0.00	0.00	0.00	0.00	0.00	0.00	0.00	0.00	0.00	0.00	0.00	0.00	0.00	0.00	0.00	0.00	0.00	0.00	0.00	0.00	0.00	0.00
Restitution for loss of government property	0.00	0.00	0.00	0.00	0.00	0.00	0.00	0.00	0.00	0.00	0.00	0.00	0.00	0.00	0.00	0.00	0.00	0.00	0.00	0.00	0.00	0.00	0.00	0.00	0.00	0.00	0.00
Liquidated damages and similar claims	0.00	0.00	0.00	0.00	0.00	0.00	0.00	0.00	0.00	0.00	0.00	0.00	0.00	0.00	0.00	0.00	0.00	0.00	0.00	0.00	0.00	0.00	0.00	0.00	0.00	0.00	0.00
Others (TEF, BTR-Documentary Stamp Tax, etc.)	0.00	0.00	0.00	0.00	0.00	0.00	0.00	0.00	0.00	0.00	0.00	0.00	0.00	0.00	0.00	0.00	0.00	0.00	0.00	0.00	0.00	0.00	0.00	0.00	0.00	0.00	0.00
TOTAL NON-CASH DISBURSEMENTS	12,838,033.15	740,969.18	0.00	0.00	13,579,002.33	0.00	0.00	0.00	0.00	0.00	0.00	0.00	0.00	0.00	0.00	0.00	13,579,002.33	0.00	0.00	0.00	0.00	12,838,033.15	740,969.18	0.00	0.00	13,579,002.33	
GRAND TOTAL	453,435,198.81	120,100,505.05	0.00	0.00	573,535,703.86	0.00	0.00	0.00	0.00	0.00	0.00	0.00	0.00	0.00	0.00	0.00	573,535,703.86	0.00	0.00	0.00	0.00	453,435,198.81	120,100,505.05	0.00	0.00	573,535,703.86	

SUMMARY


Particulars	Previous Report	This Month	As at Date
(1)	(2)	(3)	(4)
Total Disbursement Authorities Received	708,796,755.91	330,418,002.33	1,039,214,758.24
NCA	683,036,000.00	316,839,000.00	999,875,000.00
NTA	0.00	0.00	0.00
Working Fund	0.00	0.00	0.00
TRA	25,760,755.91	13,579,002.33	39,339,758.24
CDC	0.00	0.00	0.00
NCAA	0.00	0.00	0.00
Less: Notice of Transfer of Allocations (NTA)* issued	0.00	0.00	0.00
Total Disbursement Authorities Available	708,796,755.91	330,418,002.33	1,039,214,758.24
Less:	0.00	0.00	0.00
Lapsed NCA	0.00	0.00	0.00
Disbursements	465,679,054.38	573,535,703.86	1,039,214,758.24
Less: Other Non-Cash Disbursements	0.00	0.00	0.00
Disbursements effected through outright deductions from claims	0.00	0.00	0.00
Overpayment of expenses(e.g. personnel benefits)	0.00	0.00	0.00
Restitution for loss of government property	0.00	0.00	0.00
Liquidated damages and similar claims	0.00	0.00	0.00
Others (e.g. TEF, BTR, Docs Stamp, etc.)	0.00	0.00	0.00
Add/Less: Adjustments (e.g. cancelled/staled checks)	0.00	0.00	0.00
Balance of Disbursement Authorities as at date	243,117,701.53	(243,117,701.53)	0.00
Total Disbursements Program	708,796,755.91	330,418,002.33	1,039,214,758.24
Less: *Actual Disbursements	465,679,054.38	573,535,703.86	1,039,214,758.24
(Over)/Under spending	243,117,701.53	(243,117,701.53)	0.00

Notes: * The use of NTA is discouraged
 Notes: ** Amounts should tally with the grand total disbursement (column 27).

Certified Correct: 
 FIONA M. STO. TOMAS
 OIC - Accounting Division
 Date: 2023-04-17 10:21:09 

Government Accountancy Office
 Office of the Director
RECEIVED
 By: Mule
 Date: 4/27/23

Recommending Approval:
 WEOMARK BRYAN C. RAYSON
 Assistant Ombudsman, FMIO
 Date:

Approved By: 
 SAMUEL R. MARTIRES
 Ombudsman
 Date: