

MONTHLY REPORT OF DISBURSEMENTS
For the month of July 2022

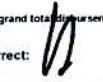
Department Office of the Ombudsman
 Agency/Entity Office of the Ombudsman
 Operating Unit < not applicable >
 Organization Code (UACS) 33 000 0000000
 Fund Cluster 01 Regular Agency Fund



Particulars	Current Year Budget					Prior Year's Budget										Trust Liabilities					Grand Total					Remarks			
	PS	MOOE	FinEx	CO	TOTAL	Prior Year's Accounts Payable					Current Year's Accounts Payable					SUB-TOTAL	PS	MOOE	CO	TOTAL	PS	MOOE	FinEx	CO	TOTAL				
						PS	MOOE	FinEx	CO	Sub-Total	PS	MOOE	FinEx	CO	Sub-Total												18=(6+17)	19	20
1	2	3	4	5	6=(2+3+4+5)	7	8	9	10	11=(7+8+9+10)	12	13	14	15	16=(12+13+14+15)	17=(11+16)	18	19	20	21	22	23	24	25	26	27=(23+24+25+26)	28		
CASH DISBURSEMENTS	117,304,092.90	29,208,192.87	0.00	0.00	146,512,285.77	0.00	0.00	0.00	0.00	0.00	0.00	0.00	0.00	0.00	0.00	0.00	146,512,285.77	0.00	0.00	0.00	0.00	117,304,092.90	29,208,192.87	0.00	0.00	146,512,285.77			
Notice of Cash Allocation (NCA)	117,304,092.90	29,208,192.87	0.00	0.00	146,512,285.77	0.00	0.00	0.00	0.00	0.00	0.00	0.00	0.00	0.00	0.00	0.00	146,512,285.77	0.00	0.00	0.00	0.00	117,304,092.90	29,208,192.87	0.00	0.00	146,512,285.77			
MDS Checks Issued	27,612,787.19	10,980,297.67	0.00	0.00	38,593,084.86	0.00	0.00	0.00	0.00	0.00	0.00	0.00	0.00	0.00	0.00	0.00	38,593,084.86	0.00	0.00	0.00	0.00	27,612,787.19	10,980,297.67	0.00	0.00	38,593,084.86			
Advice to Debit Account	89,691,305.71	18,227,895.20	0.00	0.00	107,919,200.91	0.00	0.00	0.00	0.00	0.00	0.00	0.00	0.00	0.00	0.00	0.00	107,919,200.91	0.00	0.00	0.00	0.00	89,691,305.71	18,227,895.20	0.00	0.00	107,919,200.91			
Notice of Transfer Allocations (NTA)	0.00	0.00	0.00	0.00	0.00	0.00	0.00	0.00	0.00	0.00	0.00	0.00	0.00	0.00	0.00	0.00	0.00	0.00	0.00	0.00	0.00	0.00	0.00	0.00	0.00	0.00	0.00		
MDS Checks Issued	0.00	0.00	0.00	0.00	0.00	0.00	0.00	0.00	0.00	0.00	0.00	0.00	0.00	0.00	0.00	0.00	0.00	0.00	0.00	0.00	0.00	0.00	0.00	0.00	0.00	0.00	0.00	0.00	
Advice to Debit Account	0.00	0.00	0.00	0.00	0.00	0.00	0.00	0.00	0.00	0.00	0.00	0.00	0.00	0.00	0.00	0.00	0.00	0.00	0.00	0.00	0.00	0.00	0.00	0.00	0.00	0.00	0.00	0.00	
Working Fund for FAPs	0.00	0.00	0.00	0.00	0.00	0.00	0.00	0.00	0.00	0.00	0.00	0.00	0.00	0.00	0.00	0.00	0.00	0.00	0.00	0.00	0.00	0.00	0.00	0.00	0.00	0.00	0.00	0.00	
Cash Disbursement Ceiling (CDC)	0.00	0.00	0.00	0.00	0.00	0.00	0.00	0.00	0.00	0.00	0.00	0.00	0.00	0.00	0.00	0.00	0.00	0.00	0.00	0.00	0.00	0.00	0.00	0.00	0.00	0.00	0.00	0.00	
TOTAL CASH DISBURSEMENTS	117,304,092.90	29,208,192.87	0.00	0.00	146,512,285.77	0.00	0.00	0.00	0.00	0.00	0.00	0.00	0.00	0.00	0.00	0.00	146,512,285.77	0.00	0.00	0.00	0.00	117,304,092.90	29,208,192.87	0.00	0.00	146,512,285.77			
NON-CASH DISBURSEMENTS	13,873,677.92	549,154.68	0.00	0.00	14,422,832.60	0.00	0.00	0.00	0.00	0.00	0.00	0.00	0.00	0.00	0.00	0.00	14,422,832.60	0.00	0.00	0.00	0.00	13,873,677.92	549,154.68	0.00	0.00	14,422,832.60			
Tax Remittance Advices Issued (TRA)	13,873,677.92	549,154.68	0.00	0.00	14,422,832.60	0.00	0.00	0.00	0.00	0.00	0.00	0.00	0.00	0.00	0.00	0.00	14,422,832.60	0.00	0.00	0.00	0.00	13,873,677.92	549,154.68	0.00	0.00	14,422,832.60			
Non-Cash Availment Authority (NCAA)	0.00	0.00	0.00	0.00	0.00	0.00	0.00	0.00	0.00	0.00	0.00	0.00	0.00	0.00	0.00	0.00	0.00	0.00	0.00	0.00	0.00	0.00	0.00	0.00	0.00	0.00	0.00	0.00	
Disbursements effected through outright deductions from claims (please specify...)	0.00	0.00	0.00	0.00	0.00	0.00	0.00	0.00	0.00	0.00	0.00	0.00	0.00	0.00	0.00	0.00	0.00	0.00	0.00	0.00	0.00	0.00	0.00	0.00	0.00	0.00	0.00	0.00	
Overpayment of expenses (e.g. personnel benefits)	0.00	0.00	0.00	0.00	0.00	0.00	0.00	0.00	0.00	0.00	0.00	0.00	0.00	0.00	0.00	0.00	0.00	0.00	0.00	0.00	0.00	0.00	0.00	0.00	0.00	0.00	0.00	0.00	
Restitution for loss of government property	0.00	0.00	0.00	0.00	0.00	0.00	0.00	0.00	0.00	0.00	0.00	0.00	0.00	0.00	0.00	0.00	0.00	0.00	0.00	0.00	0.00	0.00	0.00	0.00	0.00	0.00	0.00	0.00	
Liquidated damages and similar claims	0.00	0.00	0.00	0.00	0.00	0.00	0.00	0.00	0.00	0.00	0.00	0.00	0.00	0.00	0.00	0.00	0.00	0.00	0.00	0.00	0.00	0.00	0.00	0.00	0.00	0.00	0.00	0.00	
UNSPECIFIED - OTHER DISBURSEMENTS (e.g. TAX, etc.)	0.00	0.00	0.00	0.00	0.00	0.00	0.00	0.00	0.00	0.00	0.00	0.00	0.00	0.00	0.00	0.00	0.00	0.00	0.00	0.00	0.00	0.00	0.00	0.00	0.00	0.00	0.00	0.00	
TOTAL NON-CASH DISBURSEMENTS	13,873,677.92	549,154.68	0.00	0.00	14,422,832.60	0.00	0.00	0.00	0.00	0.00	0.00	0.00	0.00	0.00	0.00	0.00	14,422,832.60	0.00	0.00	0.00	0.00	13,873,677.92	549,154.68	0.00	0.00	14,422,832.60			
GRAND TOTAL	131,177,770.82	29,757,347.55	0.00	0.00	160,935,118.37	0.00	0.00	0.00	0.00	0.00	0.00	0.00	0.00	0.00	0.00	0.00	160,935,118.37	0.00	0.00	0.00	0.00	131,177,770.82	29,757,347.55	0.00	0.00	160,935,118.37			

SUMMARY

Particulars	Previous Report	This Month	As at Date
(1)	(2)	(3)	(4)
Total Disbursement Authorities Received	2,303,249,930.43	388,691,832.60	2,691,941,763.03
NCA	2,197,065,393.00	374,269,000.00	2,571,334,393.00
NTA	0.00	0.00	0.00
Working Fund	0.00	0.00	0.00
TRA	106,184,537.43	14,422,832.60	120,607,370.03
CDC	0.00	0.00	0.00
NCAA	0.00	0.00	0.00
Less: Notice of Transfer of Allocations (NTA) issued	0.00	0.00	0.00
Total Disbursement Authorities Available	2,303,249,930.43	388,691,832.60	2,691,941,763.03
Less:	0.00	0.00	0.00
Lapsed NCA	30,633.72	0.00	30,633.72
Disbursements	2,303,565,872.82	160,935,118.37	2,464,500,991.19
Less: Other Non-Cash Disbursements	0.00	0.00	0.00
Disbursements effected through outright deductions from claims	0.00	0.00	0.00
Overpayment of expenses (e.g. personnel benefits)	0.00	0.00	0.00
Restitution for loss of government property	0.00	0.00	0.00
Liquidated damages and similar claims	0.00	0.00	0.00
Others (e.g. TEF, BTr, Docs Stamp, etc.)	0.00	0.00	0.00
Add/Less: Adjustments (e.g. cancelled/stated checks)	346,576.11	0.00	346,576.11
Balance of Disbursement Authorities as at date	0.00	227,756,714.23	227,756,714.23
Total Disbursements Program	2,303,249,930.43	388,691,832.60	2,691,941,763.03
Less: Actual Disbursements	2,303,219,296.71	160,935,118.37	2,464,154,415.08
(Over)/Under spending	30,633.72	227,756,714.23	227,787,347.95

Notes: * The use of NTA is discouraged
 Notes: ** Amounts should tally with the grand total disbursement (column 27).

Certified Correct: 
 FIONA M. STO. TOMAS
 OIC-ACCOUNTING DIVISION
 Date:

Recommending Approval:

 WEOMARK RYAN CLAYTON
 ASSISTANT OMBUDSMAN, FMIO
 Date: 

Government Accountancy Office
 Office of the Director
RECEIVED
 Office of the Director mele
 Date: 18 AUG 2022

Approved by:

 SAMUEL R. MARTIRES
 OMBUDSMAN
 Date: