

MONTHLY REPORT OF DISBURSEMENTS

For the month of November 2021

Government Accountancy Office
Office of the Director
RECEIVED

Acct Copy

Department Office of the Ombudsman
Agency/Entity Office of the Ombudsman
Operating Unit < not applicable >
Organization Code (UACS) 33 000 0000000
Fund Cluster 01 Regular Agency Fund



By: 17 FEB 2022
Date: _____


Particulars	Current Year Budget					Prior Year's Budget											SUB-TOTAL	Trust Liabilities				Grand Total					Remarks		
	PS	MOOE	FinEx	CO	TOTAL	Prior Year's Accounts Payable				Current Year's Accounts Payable					TOTAL	PS		MOOE	CO	TOTAL	PS	MOOE	FinEx	CO	TOTAL				
						PS	MOOE	FinEx	CO	Sub-Total	PS	MOOE	FinEx	CO												Sub-Total			
1	2	3	4	5	6=(2+3+4+5)	7	8	9	10	11=(7+8+9+10)	12	13	14	15	16=(12+13+14+15)	17=(11+16)	18=(6+17)	19	20	21	22=(19+20+21)	23	24	25	26	27=(23+24+25+26)	28		
CASH DISBURSEMENTS	682,318,307.33	191,820,185.00	0.00	0.00	874,138,492.33	0.00	0.00	0.00	0.00	0.00	0.00	0.00	0.00	0.00	0.00	0.00	874,138,492.33	0.00	0.00	0.00	0.00	682,318,307.33	191,820,185.00	0.00	0.00	874,138,492.33			
Notice of Cash Allocation (NCA)	682,318,307.33	191,820,185.00	0.00	0.00	874,138,492.33	0.00	0.00	0.00	0.00	0.00	0.00	0.00	0.00	0.00	0.00	0.00	874,138,492.33	0.00	0.00	0.00	0.00	682,318,307.33	191,820,185.00	0.00	0.00	874,138,492.33			
MDS Checks Issued	4,891,038.14	8,690,842.82	0.00	0.00	13,581,880.96	0.00	0.00	0.00	0.00	0.00	0.00	0.00	0.00	0.00	0.00	0.00	13,581,880.96	0.00	0.00	0.00	0.00	4,891,038.14	8,690,842.82	0.00	0.00	13,581,880.96			
Advice to Debit Account	677,427,269.19	183,129,342.18	0.00	0.00	860,556,611.37	0.00	0.00	0.00	0.00	0.00	0.00	0.00	0.00	0.00	0.00	0.00	860,556,611.37	0.00	0.00	0.00	0.00	677,427,269.19	183,129,342.18	0.00	0.00	860,556,611.37			
Notice of Transfer Allocations (NTA)	0.00	0.00	0.00	0.00	0.00	0.00	0.00	0.00	0.00	0.00	0.00	0.00	0.00	0.00	0.00	0.00	0.00	0.00	0.00	0.00	0.00	0.00	0.00	0.00	0.00	0.00	0.00		
MDS Checks Issued	0.00	0.00	0.00	0.00	0.00	0.00	0.00	0.00	0.00	0.00	0.00	0.00	0.00	0.00	0.00	0.00	0.00	0.00	0.00	0.00	0.00	0.00	0.00	0.00	0.00	0.00	0.00	0.00	
Advice to Debit Account	0.00	0.00	0.00	0.00	0.00	0.00	0.00	0.00	0.00	0.00	0.00	0.00	0.00	0.00	0.00	0.00	0.00	0.00	0.00	0.00	0.00	0.00	0.00	0.00	0.00	0.00	0.00	0.00	
Working Fund for FAPs	0.00	0.00	0.00	0.00	0.00	0.00	0.00	0.00	0.00	0.00	0.00	0.00	0.00	0.00	0.00	0.00	0.00	0.00	0.00	0.00	0.00	0.00	0.00	0.00	0.00	0.00	0.00	0.00	
Cash Disbursement Ceiling (CDC)	0.00	0.00	0.00	0.00	0.00	0.00	0.00	0.00	0.00	0.00	0.00	0.00	0.00	0.00	0.00	0.00	0.00	0.00	0.00	0.00	0.00	0.00	0.00	0.00	0.00	0.00	0.00	0.00	
TOTAL CASH DISBURSEMENTS	682,318,307.33	191,820,185.00	0.00	0.00	874,138,492.33	0.00	0.00	0.00	0.00	0.00	0.00	0.00	0.00	0.00	0.00	0.00	874,138,492.33	0.00	0.00	0.00	0.00	682,318,307.33	191,820,185.00	0.00	0.00	874,138,492.33			
NON-CASH DISBURSEMENTS	38,113,935.10	731,579.28	0.00	0.00	38,845,514.38	0.00	0.00	0.00	0.00	0.00	0.00	0.00	0.00	0.00	0.00	0.00	38,845,514.38	0.00	0.00	0.00	0.00	38,113,935.10	731,579.28	0.00	0.00	38,845,514.38			
Tax Remittance Advices Issued (TRA)	38,113,935.10	731,579.28	0.00	0.00	38,845,514.38	0.00	0.00	0.00	0.00	0.00	0.00	0.00	0.00	0.00	0.00	0.00	38,845,514.38	0.00	0.00	0.00	0.00	38,113,935.10	731,579.28	0.00	0.00	38,845,514.38			
Non-Cash Availment Authority (NCAA)	0.00	0.00	0.00	0.00	0.00	0.00	0.00	0.00	0.00	0.00	0.00	0.00	0.00	0.00	0.00	0.00	0.00	0.00	0.00	0.00	0.00	0.00	0.00	0.00	0.00	0.00	0.00	0.00	
Disbursements effected through outright deductions from claims (please specify . .)	0.00	0.00	0.00	0.00	0.00	0.00	0.00	0.00	0.00	0.00	0.00	0.00	0.00	0.00	0.00	0.00	0.00	0.00	0.00	0.00	0.00	0.00	0.00	0.00	0.00	0.00	0.00	0.00	
Overpayment of expenses (e.g. personnel benefits)	0.00	0.00	0.00	0.00	0.00	0.00	0.00	0.00	0.00	0.00	0.00	0.00	0.00	0.00	0.00	0.00	0.00	0.00	0.00	0.00	0.00	0.00	0.00	0.00	0.00	0.00	0.00	0.00	
Restitution for loss of government property	0.00	0.00	0.00	0.00	0.00	0.00	0.00	0.00	0.00	0.00	0.00	0.00	0.00	0.00	0.00	0.00	0.00	0.00	0.00	0.00	0.00	0.00	0.00	0.00	0.00	0.00	0.00	0.00	
Liquidated damages and similar claims	0.00	0.00	0.00	0.00	0.00	0.00	0.00	0.00	0.00	0.00	0.00	0.00	0.00	0.00	0.00	0.00	0.00	0.00	0.00	0.00	0.00	0.00	0.00	0.00	0.00	0.00	0.00	0.00	
Others (e.g. TEF, BTr, Docs Stamp, etc.)	0.00	0.00	0.00	0.00	0.00	0.00	0.00	0.00	0.00	0.00	0.00	0.00	0.00	0.00	0.00	0.00	0.00	0.00	0.00	0.00	0.00	0.00	0.00	0.00	0.00	0.00	0.00	0.00	
TOTAL NON-CASH DISBURSEMENTS	38,113,935.10	731,579.28	0.00	0.00	38,845,514.38	0.00	0.00	0.00	0.00	0.00	0.00	0.00	0.00	0.00	0.00	0.00	38,845,514.38	0.00	0.00	0.00	0.00	38,113,935.10	731,579.28	0.00	0.00	38,845,514.38			
GRAND TOTAL	720,432,242.43	192,551,764.28	0.00	0.00	912,984,006.71	0.00	0.00	0.00	0.00	0.00	0.00	0.00	0.00	0.00	0.00	0.00	912,984,006.71	0.00	0.00	0.00	0.00	720,432,242.43	192,551,764.28	0.00	0.00	912,984,006.71			


SUMMARY

Particulars	Previous Report	This Month	As at Date
(1)	(2)	(3)	(4)
Total Disbursement Authorities Received	3,713,172,255.41	592,951,941.38	4,306,124,196.79
NCA	3,552,927,000.00	554,106,427.00	4,107,033,427.00
NTA	0.00	0.00	0.00
Working Fund	0.00	0.00	0.00
TRA	160,245,255.41	38,845,514.38	199,090,769.79
CDC	0.00	0.00	0.00
NCAA	0.00	0.00	0.00
Less: Notice of Transfer of Allocations (NTA)* issued	0.00	0.00	0.00
Total Disbursement Authorities Available	3,713,172,255.41	592,951,941.38	4,306,124,196.79
Less:	0.00	0.00	0.00
Lapsed NCA	15,972.58	0.00	15,972.58
Disbursements	3,376,305,583.63	912,984,006.71	4,289,289,590.34
Less: Other Non-Cash Disbursements	0.00	0.00	0.00
Disbursements effected through outright deductions from claims	0.00	0.00	0.00
Overpayment of expenses (e.g. personnel benefits)	0.00	0.00	0.00
Restitution for loss of government property	0.00	0.00	0.00
Liquidated damages and similar claims	0.00	0.00	0.00
Others (e.g. TEF, BTr, Docs Stamp, etc.)	0.00	0.00	0.00
Add/Less: Adjustments (e.g. canceled/staked checks)	1,426,772.17	524,363.63	1,951,135.80
Balance of Disbursement Authorities as at date	338,277,471.37	(319,507,701.70)	18,769,769.67
Total Disbursements Program	3,713,172,255.41	592,951,941.38	4,306,124,196.79
Less: *Actual Disbursements	3,374,878,811.48	912,459,643.08	4,287,338,454.54
(Over)/Under spending	338,293,443.95	(319,507,701.70)	18,785,742.25

Notes: * The use of NTA is discouraged
Notes: ** Amounts should tally with the grand total disbursement (column 27).

Certified Correct: 
FIONA M. STO. TOMAS
OIC-ACCOUNTING DIVISION
Date: 

Recommending Approval:

WEOMARK RYAN G. LAYSON
ASSISTANT OMBUDSMAN, FMIO
Date:

Approved By: 
SAMUEL R. MARTIRES
OMBUDSMAN
Date: